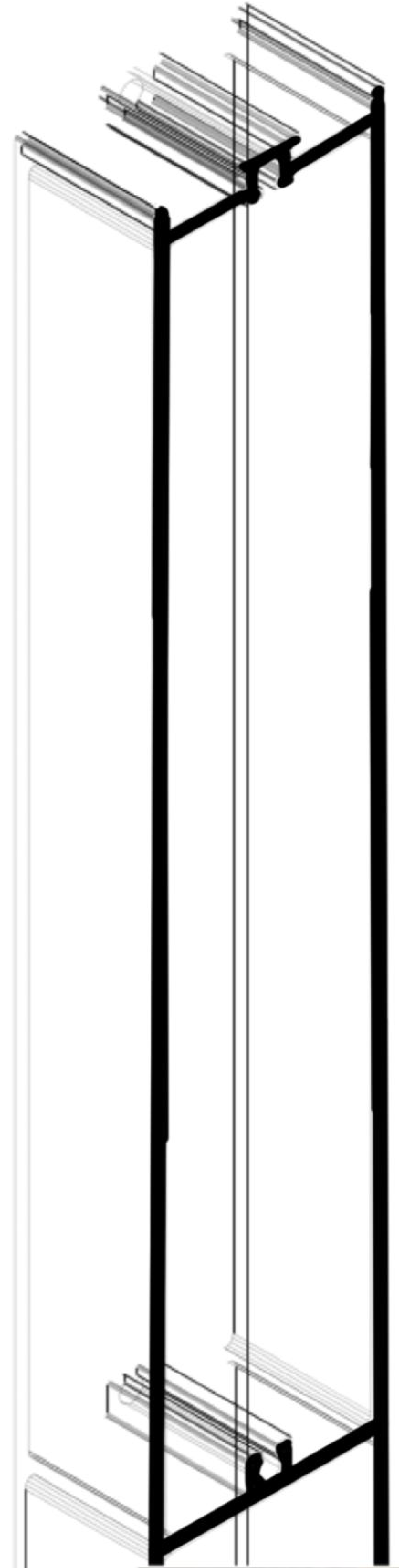


SOLUCIONES
ARQUITECTÓNICAS

SÓLO PERFILES



www.ventanaseurovent.com



Edición 2014

VENTANAS
EUROVENT

VENTANAS
DE ALTO
DESEMPEÑO

www.ventanaseurovent.com



C L A S S I C

 Fijos	
Fijo Serie 35	5
Fijo Serie 50	8
Fijo Serie 60	11
Fijo Serie 70	12
Fijo Serie 140	15
 Corredizas	
Ventana Corrediza Serie 50	18
Ventana Corrediza Serie 60	19
Ventana y Puerta Corrediza Serie 70	21
Puerta Corrediza Serie 100	25
 Cortinas	
Cortina Anticiclónica HV	30
 Ventanas Batientes	
Ventana Batiente y Proyección Serie 35 "Americana"	32
 Ventana Batiente 35 "Europea"	34
Ventana Batiente y Proyección Serie 50	35
 Puertas	
Puerta Comercial Serie 50	37
Puerta Residencial Serie 50	39
 Muro Cortina	
Muro Cortina Serie MC-450	42
 Muro Cortina Serie MC-500	47

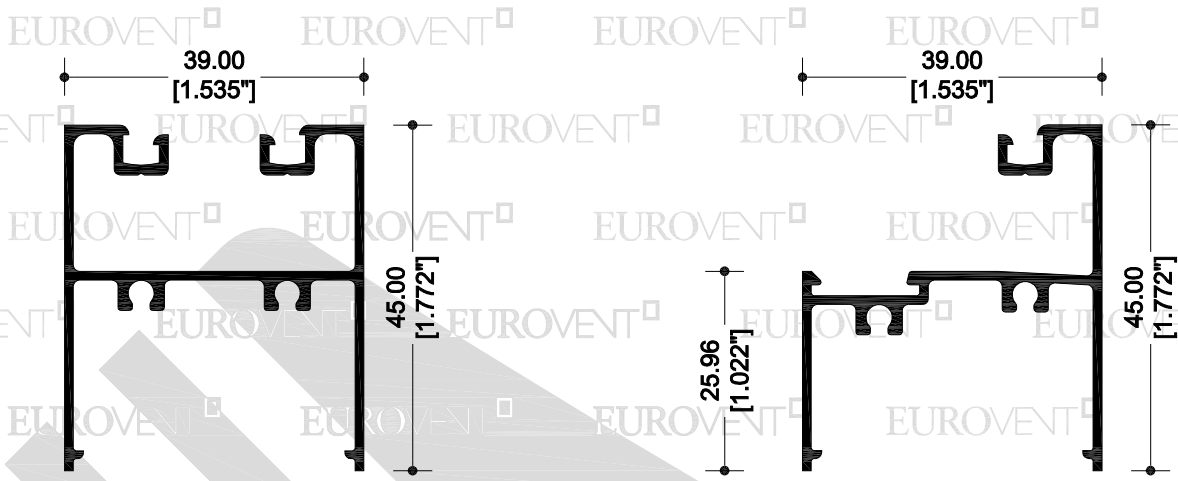


P R E M I U M

 Fijos	
Fijo Serie 45	50
Fijo Serie 80	52
Fijo Serie 150	55
 Corredizas	
Ventana y puerta Corrediza Serie 80	57
Puerta Corrediza Serie 150	59
 Ventanas Batientes	
Ventana Serie 45	62
 Puertas	
Puerta Serie 45 Camara Europea	64
Puerta Serie 45	66
Indice general por claves	68




EUROVENT[□] EUROVENT[□] EUROVENT[□] EUROVENT[□] EUROVENT[□]



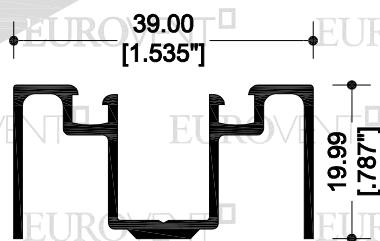
12606
BOLSA

12608
ESCALONADO



12607
TAPA BOLSA

12609
JUNQUILLO



12694
BOLSA CORTA

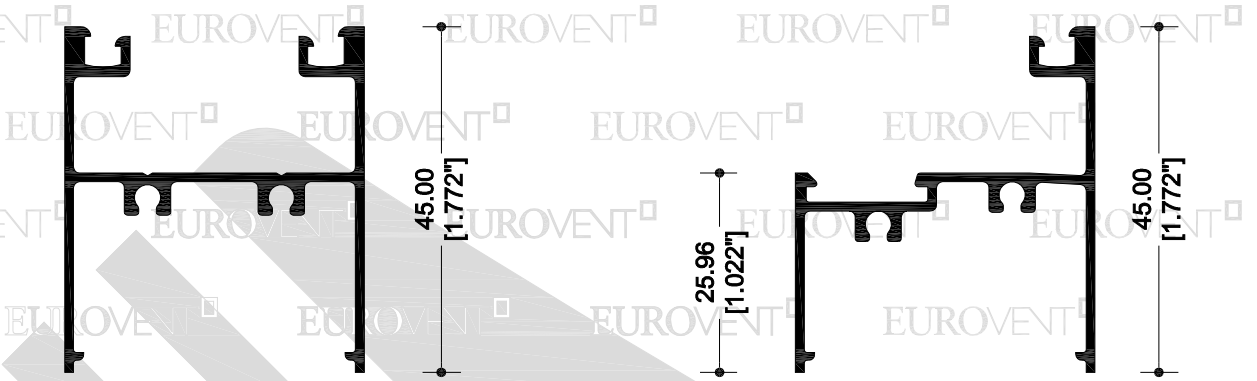
CLASSIC
SERIE

S35

FIJO

EUROVENT EUROVENT EUROVENT EUROVENT EUROVENT

39.00 [1.535"] 39.00 [1.535"]



12613 BOLSA

12614 ESCALONADO




CLASSIC

SERIE

S35

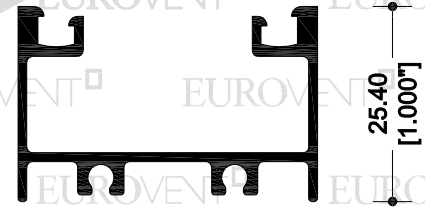
FIJO



14388 TAPA BOLSA

12603 JUNQUILLO 18mm

39.00 [1.535"]



14428 BOLSA CORTA

EUROVENT EUROVENT EUROVENT EUROVENT EUROVENT

EUROVENT EUROVENT EUROVENT EUROVENT EUROVENT

EUROVENT EUROVENT EUROVENT EUROVENT EUROVENT

EUROVENT EUROVENT EUROVENT EUROVENT EUROVENT

EUROVENT[□] EUROVENT[□] EUROVENT[□] EUROVENT[□] EUROVENT[□]

EUROVENT[□] EUROVENT[□] EUROVENT[□] EUROVENT[□] EUROVENT[□]

EUROVENT[□] EUROVENT[□] EUROVENT[□] EUROVENT[□] EUROVENT[□]

EUROVENT[□] EUROVENT[□] EUROVENT[□] EUROVENT[□] EUROVENT[□]

EUROVENT[□] EUROVENT[□] EUROVENT[□] EUROVENT[□] EUROVENT[□]

EUROVENT[□] EUROVENT[□] EUROVENT[□] EUROVENT[□] EUROVENT[□]

EUROVENT[□] EUROVENT[□] EUROVENT[□] EUROVENT[□] EUROVENT[□]

EUROVENT[□] EUROVENT[□] EUROVENT[□] EUROVENT[□] EUROVENT[□]

EUROVENT[□] EUROVENT[□] EUROVENT[□] EUROVENT[□] EUROVENT[□]

EUROVENT[□] EUROVENT[□] EUROVENT[□] EUROVENT[□] EUROVENT[□]

EUROVENT[□] EUROVENT[□] EUROVENT[□] EUROVENT[□] EUROVENT[□]

EUROVENT[□] EUROVENT[□] EUROVENT[□] EUROVENT[□] EUROVENT[□]

EUROVENT[□] EUROVENT[□] EUROVENT[□] EUROVENT[□] EUROVENT[□]

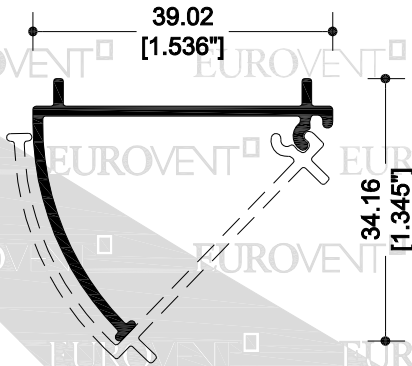
EUROVENT[□] EUROVENT[□] EUROVENT[□] EUROVENT[□] EUROVENT[□]

EUROVENT[□] EUROVENT[□] EUROVENT[□] EUROVENT[□] EUROVENT[□]

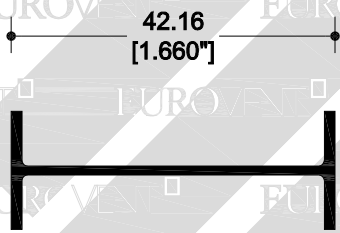
EUROVENT[□] EUROVENT[□] EUROVENT[□] EUROVENT[□] EUROVENT[□]

EUROVENT[□] EUROVENT[□] EUROVENT[□] EUROVENT[□] EUROVENT[□]

EUROVENT[□] EUROVENT[□] EUROVENT[□] EUROVENT[□] EUROVENT[□]



62135
ESQ. REGULABLE
AUTO-ENSAMBLE



12622
MOLDURA DE UNIÓN



12796
TAPA LISA

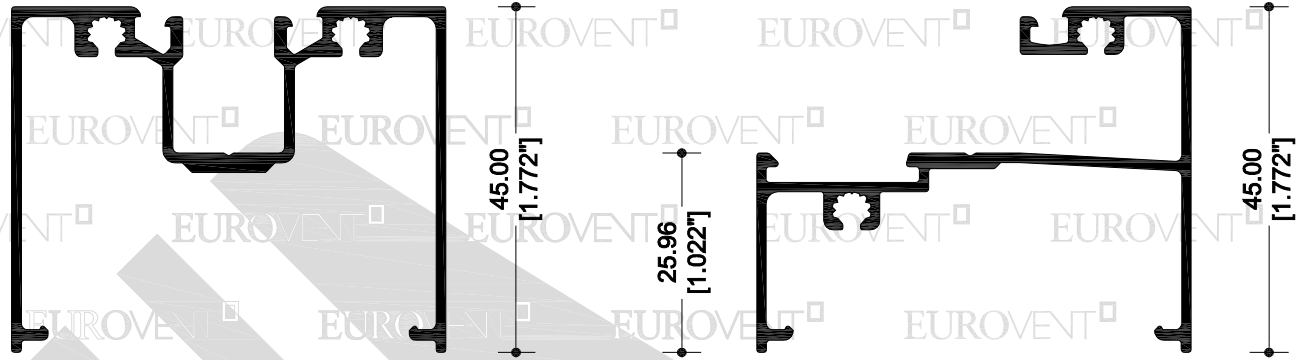
CLASSIC
SERIE

S35

FIJO

EUROVENT EUROVENT EUROVENT EUROVENT EUROVENT

56.54 [2.226"] 56.54 [2.226"]



12504
BOLSA

12513
ESCALONADO INTERIOR



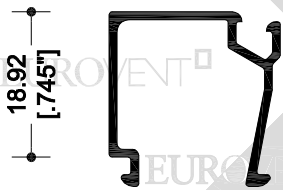
CLASSIC

SERIE

S50

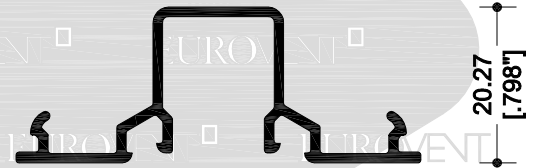
FIJO

22.28 [0.877"]



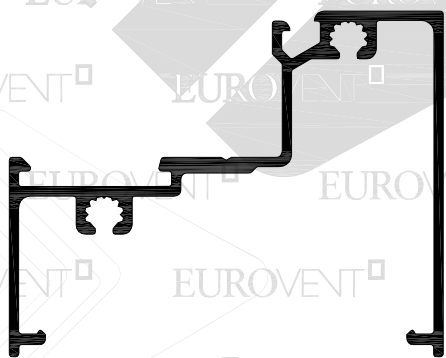
12507
JUNQUILLO

52.73 [2.076"]



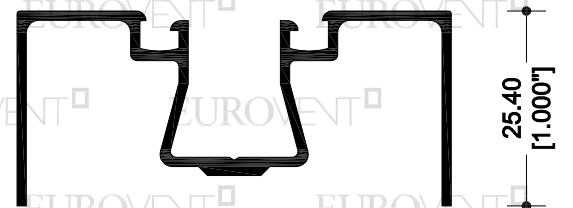
12505
TAPA BOLSA

56.52 [2.225"]

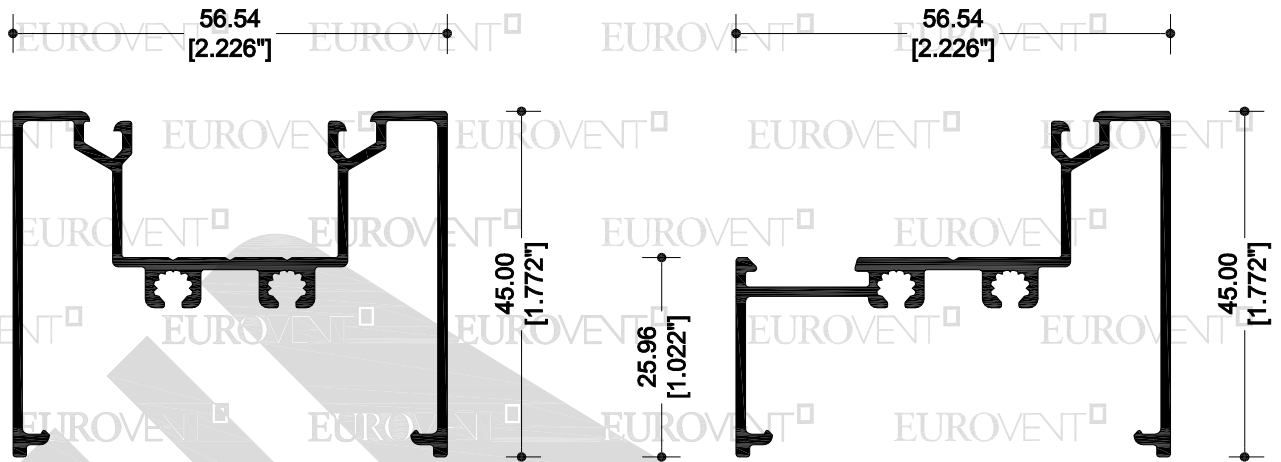


12506
ESCALONADO EXTERIOR

56.54 [2.226"]

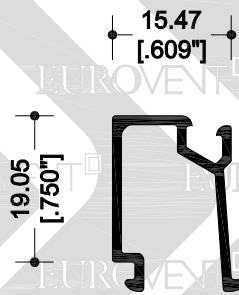


12695
BOLSA CORTA

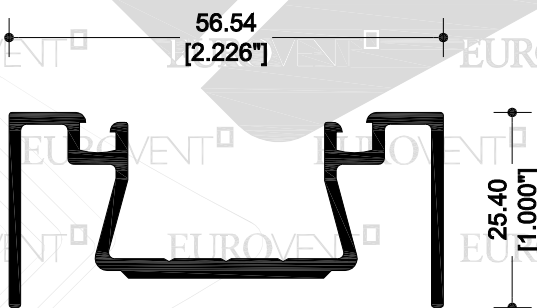


12592
BOLSA

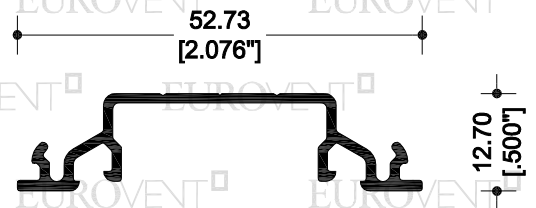
12593
ESCALONADO EXTERIOR



12543
JUNQUILLO



14113
BOLSA CORTA



12594
TAPA BOLSA



EUROVENT[®] EUROVENT[®] EUROVENT[®] EUROVENT[®] EUROVENT[®]

EUROVENT[®] EUROVENT[®] EUROVENT[®] EUROVENT[®]

EUROVENT[®] EUROVENT[®] EUROVENT[®] EUROVENT[®] EUROVENT[®] EUROVENT[®]

EUROVENT[®] EUROVENT[®] EUROVENT[®] EUROVENT[®] EUROVENT[®]

EUROVENT[®] EUROVENT[®] EUROVENT[®] EUROVENT[®] EUROVENT[®]

EUROVENT[®] EUROVENT[®] EUROVENT[®] EUROVENT[®] EUROVENT[®]

EUROVENT[®] EUROVENT[®] EUROVENT[®] EUROVENT[®] EUROVENT[®]

EUROVENT[®] EUROVENT[®] EUROVENT[®] EUROVENT[®] EUROVENT[®]

EUROVENT[®] EUROVENT[®] EUROVENT[®] EUROVENT[®] EUROVENT[®]

EUROVENT[®] EUROVENT[®] EUROVENT[®] EUROVENT[®] EUROVENT[®]

EUROVENT[®] EUROVENT[®] EUROVENT[®] EUROVENT[®] EUROVENT[®]

EUROVENT[®] EUROVENT[®] EUROVENT[®] EUROVENT[®] EUROVENT[®]

EUROVENT[®] EUROVENT[®] EUROVENT[®] EUROVENT[®] EUROVENT[®]

EUROVENT[®] EUROVENT[®] EUROVENT[®] EUROVENT[®] EUROVENT[®]

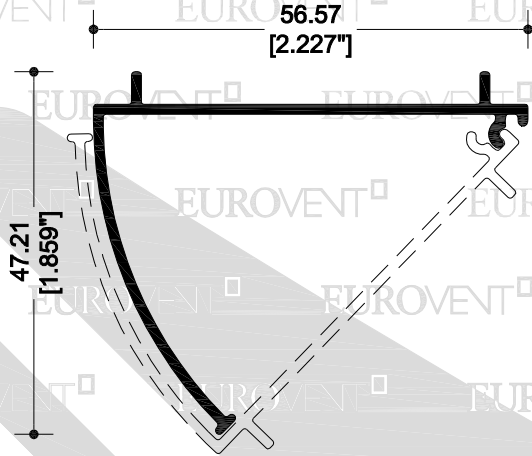
EUROVENT[®] EUROVENT[®] EUROVENT[®] EUROVENT[®] EUROVENT[®]

EUROVENT[®] EUROVENT[®] EUROVENT[®] EUROVENT[®] EUROVENT[®]

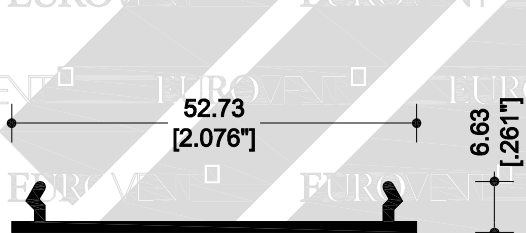
EUROVENT[®] EUROVENT[®] EUROVENT[®] EUROVENT[®] EUROVENT[®]

EUROVENT[®] EUROVENT[®] EUROVENT[®] EUROVENT[®] EUROVENT[®]

EUROVENT[®] EUROVENT[®] EUROVENT[®] EUROVENT[®] EUROVENT[®]



62150
ESQ. REGULABLE
AUTO-ENSAMBLE



12563
TAPA LISA

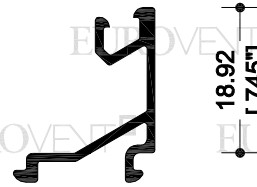


12581
MOLDURA DE UNIÓN

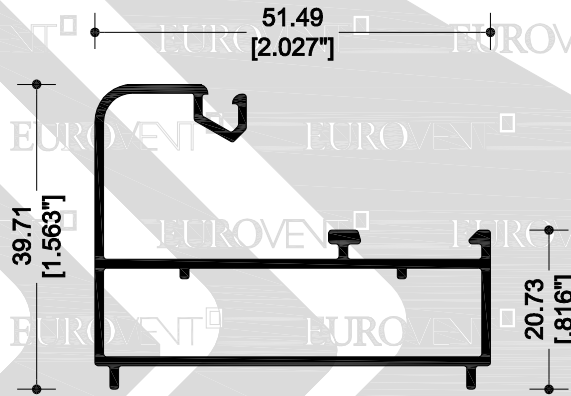
CLASSIC
SERIE
S50
FIJO



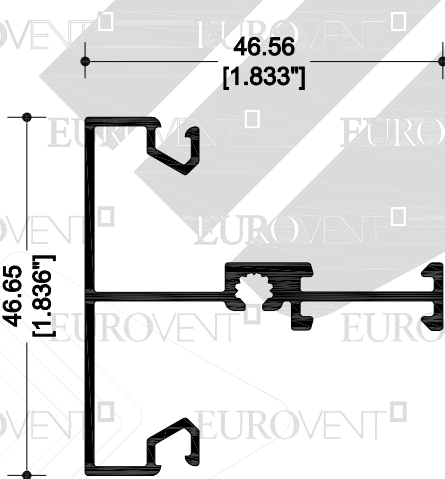
62072
JUNQUILLO



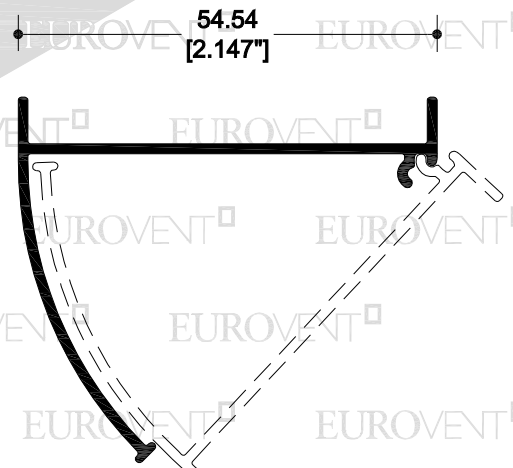
62088
JUNQUILLO DOBLE CRISTAL



62079
ESCALONADO

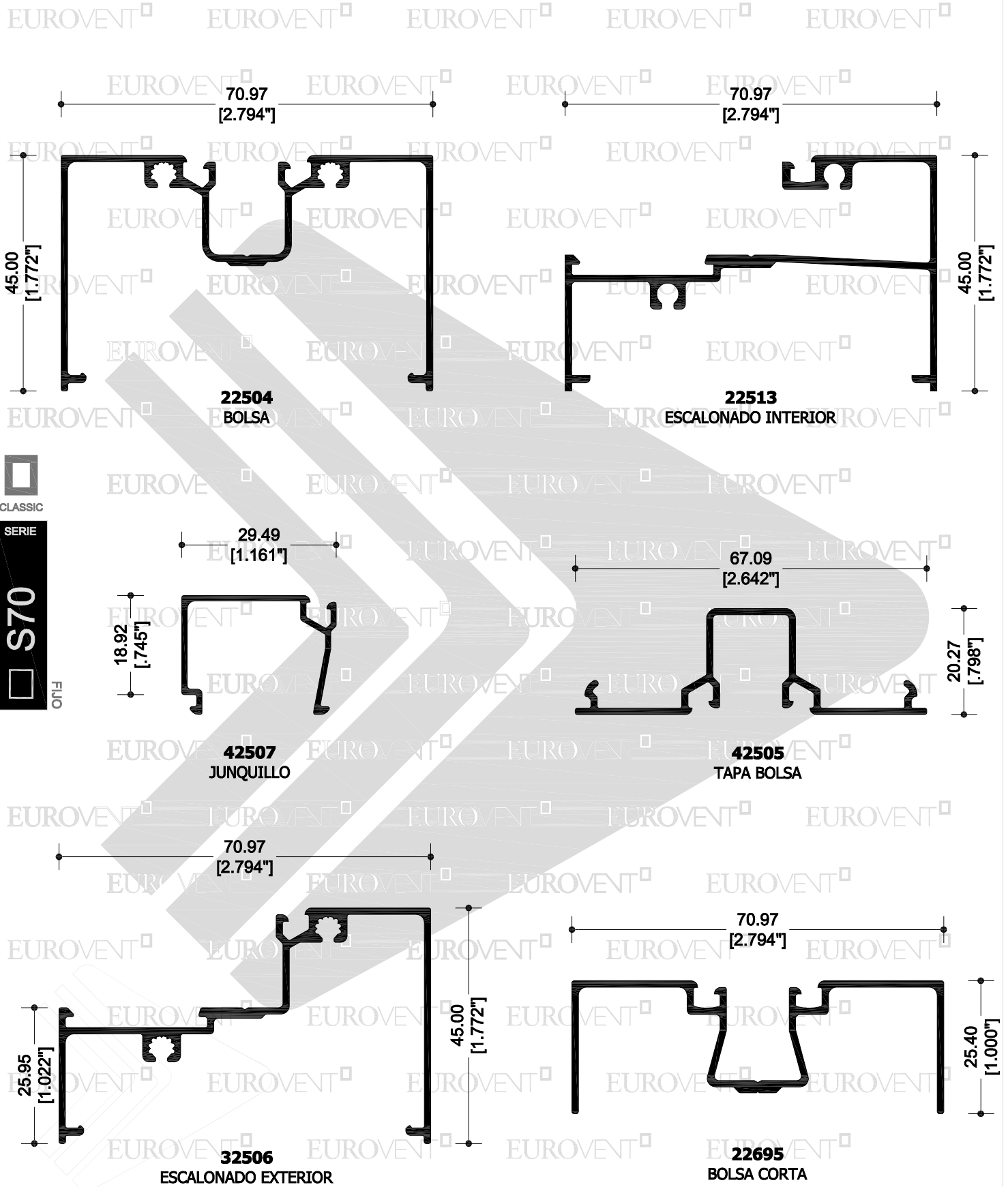


62080
INTERMEDIO



62160
ESQ. REGULABLE
AUTO-ENSAMBLE





CLASSIC
SERIE
S70
FIJO

EUROVENT[□] EUROVENT[□] EUROVENT[□] EUROVENT[□] EUROVENT[□]

EUROVENT[□] EUROVENT[□] EUROVENT[□] EUROVENT[□] EUROVENT[□]

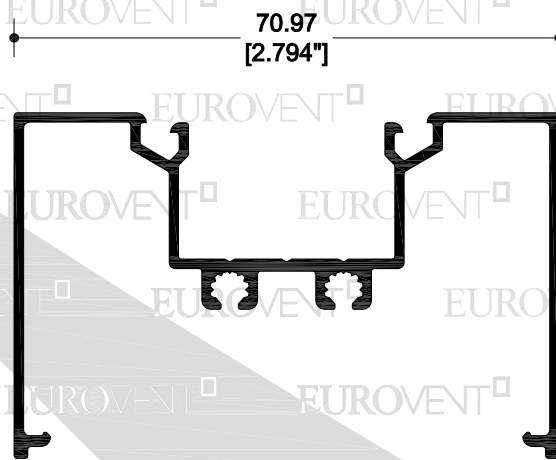
EUROVENT[□] EUROVENT[□] EUROVENT[□] EUROVENT[□] EUROVENT[□]

EUROVENT[□] EUROVENT[□] EUROVENT[□] EUROVENT[□] EUROVENT[□]

EUROVENT[□] EUROVENT[□] EUROVENT[□] EUROVENT[□] EUROVENT[□]

EUROVENT[□] EUROVENT[□] EUROVENT[□] EUROVENT[□] EUROVENT[□]


EUROVENT[□] EUROVENT[□] EUROVENT[□] EUROVENT[□] EUROVENT[□]



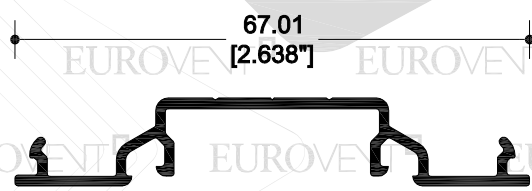
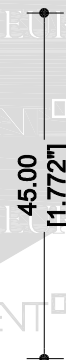
22592
BOLSA



12507
JUNQUILLO



22593
ESCALONADO EXTERIOR



22594
TAPA BOLSA



24113
BOLSA CORTA

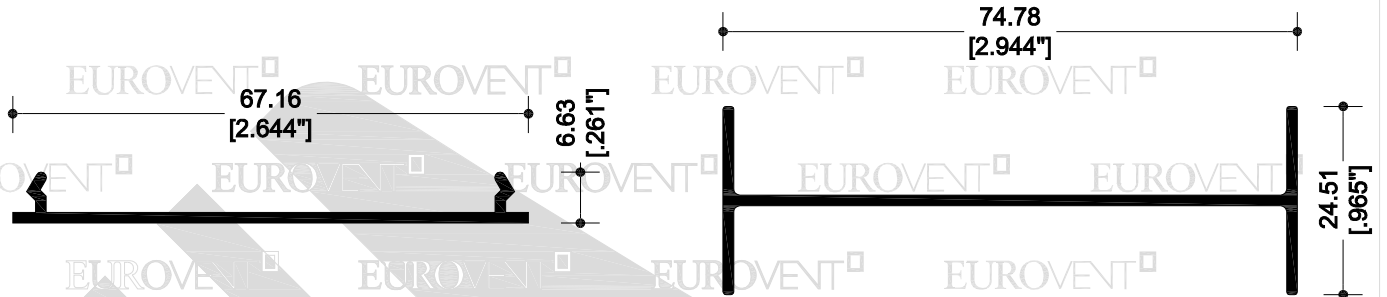
CLASSIC
SERIE

FIJO
S70

EUROVENT[®] EUROVENT[®] EUROVENT[®] EUROVENT[®] EUROVENT[®]

EUROVENT[®] EUROVENT[®] EUROVENT[®] EUROVENT[®] EUROVENT[®]

EUROVENT[®] EUROVENT[®] EUROVENT[®] EUROVENT[®] EUROVENT[®]



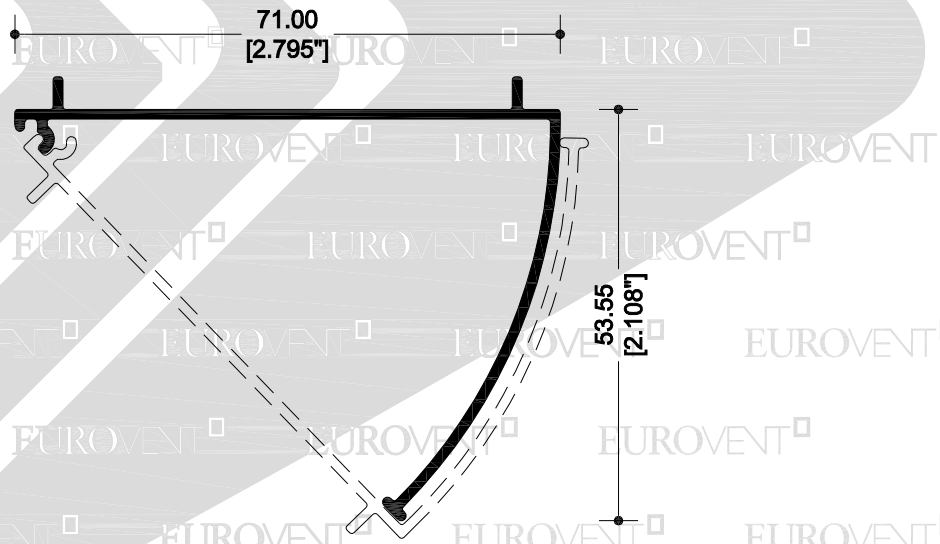
32563
TAPA LISA

22581
MOLDURA DE UNIÓN

EUROVENT[®] EUROVENT[®] EUROVENT[®] EUROVENT[®] EUROVENT[®]

EUROVENT[®] EUROVENT[®] EUROVENT[®] EUROVENT[®] EUROVENT[®]

EUROVENT[®] EUROVENT[®] EUROVENT[®] EUROVENT[®] EUROVENT[®]



62170
ESQ. REGULABLE
AUTO-ENSAMBLE

EUROVENT[®] EUROVENT[®] EUROVENT[®] EUROVENT[®] EUROVENT[®]

EUROVENT[®] EUROVENT[®] EUROVENT[®] EUROVENT[®] EUROVENT[®]

EUROVENT[®] EUROVENT[®] EUROVENT[®] EUROVENT[®] EUROVENT[®]

EUROVENT[®] EUROVENT[®] EUROVENT[®] EUROVENT[®] EUROVENT[®]

EUROVENT[®] EUROVENT[®] EUROVENT[®] EUROVENT[®] EUROVENT[®]

EUROVENT[®] EUROVENT[®] EUROVENT[®] EUROVENT[®] EUROVENT[®]

EUROVENT[®] EUROVENT[®] EUROVENT[®] EUROVENT[®] EUROVENT[®]

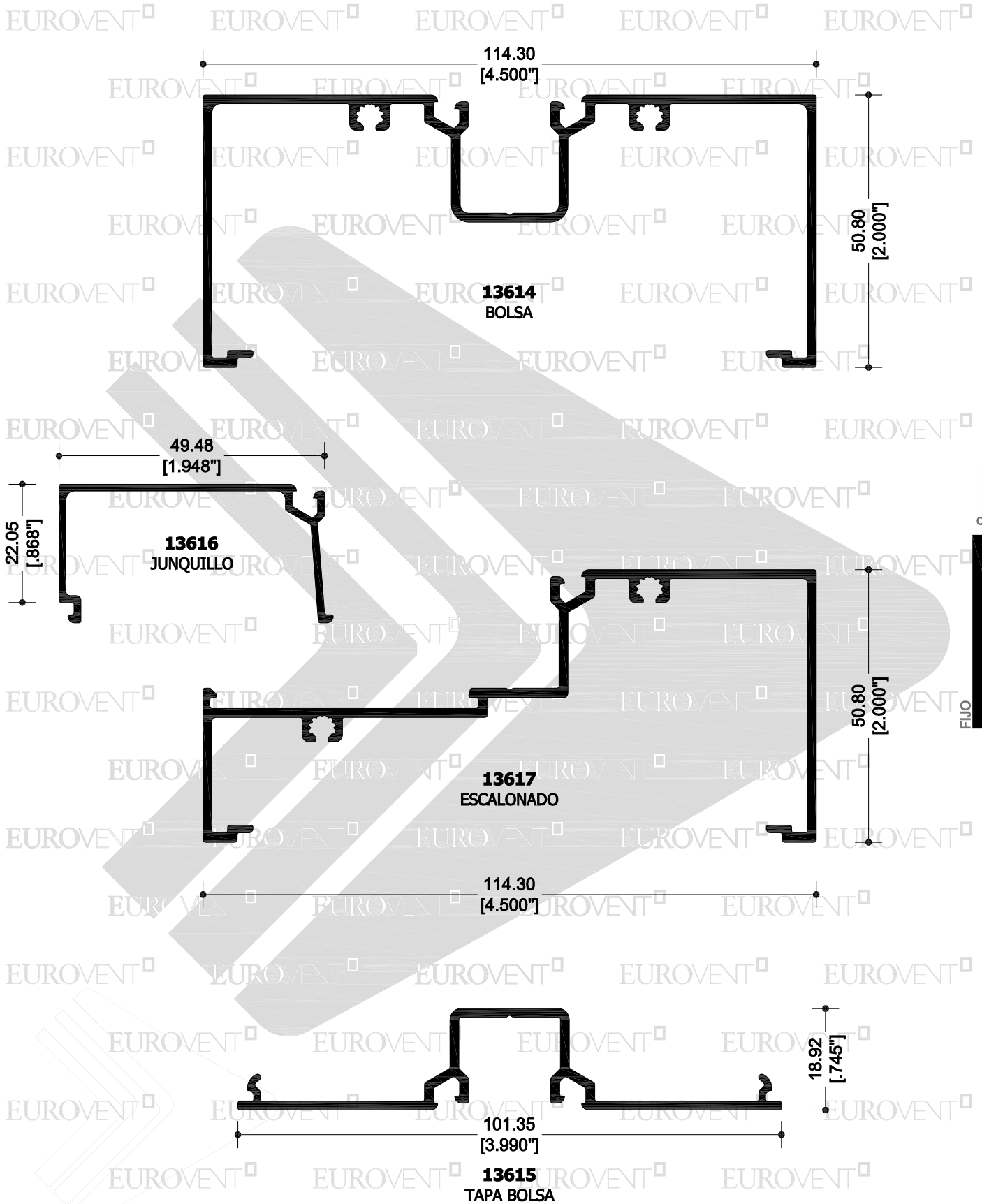
EUROVENT[®] EUROVENT[®] EUROVENT[®] EUROVENT[®] EUROVENT[®]

EUROVENT[®] EUROVENT[®] EUROVENT[®] EUROVENT[®] EUROVENT[®]

EUROVENT[®] EUROVENT[®] EUROVENT[®] EUROVENT[®] EUROVENT[®]

EUROVENT[®] EUROVENT[®] EUROVENT[®] EUROVENT[®] EUROVENT[®]

CLASSIC
SERIE
S70
FIJO



CLASSIC
SERIE

S140

FIJO

EUROVENT[®] EUROVENT[®] EUROVENT[®] EUROVENT[®] EUROVENT[®]

EUROVENT[®] EUROVENT[®] EUROVENT[®] EUROVENT[®] EUROVENT[®]

EUROVENT[®] EUROVENT[®] EUROVENT[®] EUROVENT[®] EUROVENT[®]

EUROVENT[®] EUROVENT[®] EUROVENT[®] EUROVENT[®] EUROVENT[®]

EUROVENT[®] EUROVENT[®] EUROVENT[®] EUROVENT[®] EUROVENT[®]

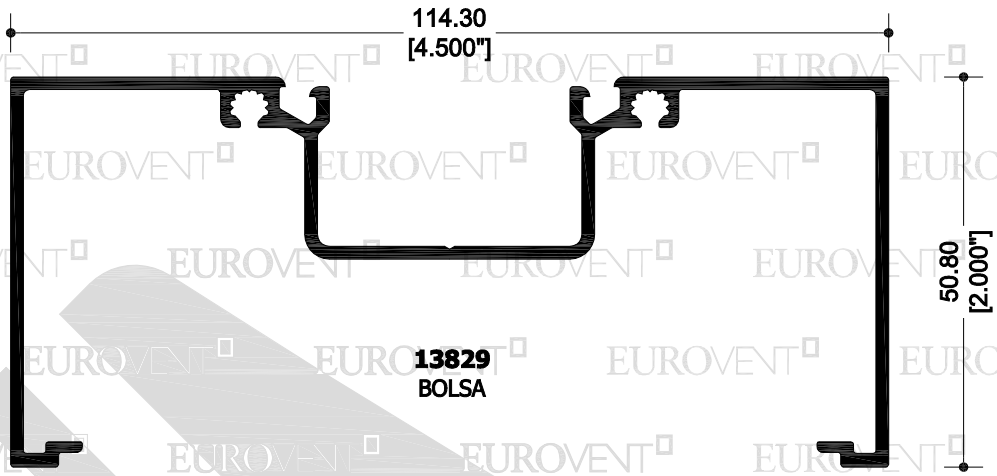
EUROVENT[®] EUROVENT[®] EUROVENT[®] EUROVENT[®] EUROVENT[®]

EUROVENT[®] EUROVENT[®] EUROVENT[®] EUROVENT[®] EUROVENT[®]

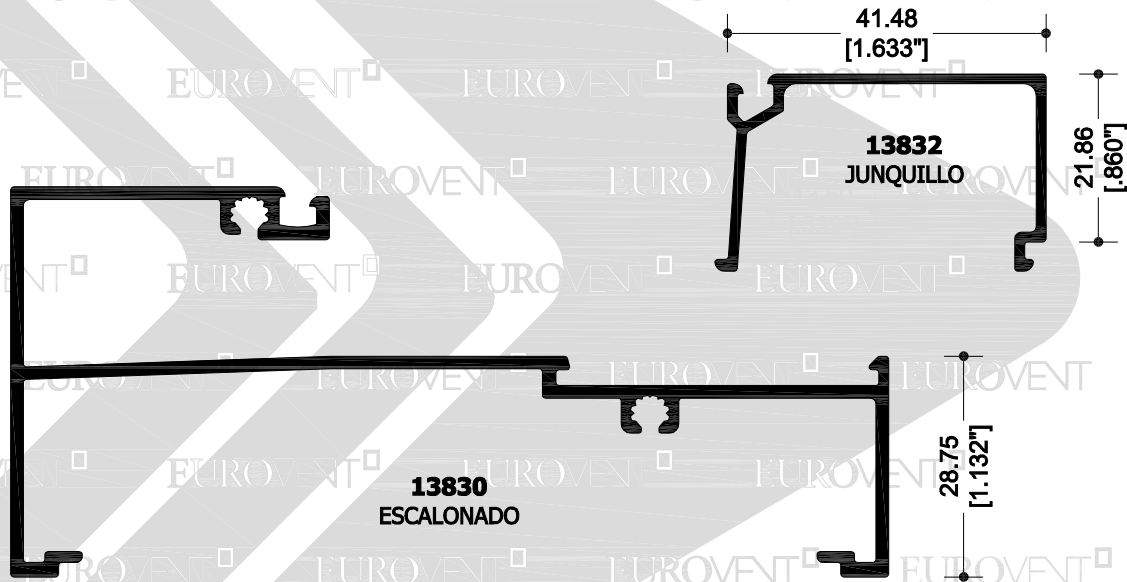
EUROVENT[®] EUROVENT[®] EUROVENT[®] EUROVENT[®] EUROVENT[®]

EUROVENT[®] EUROVENT[®] EUROVENT[®] EUROVENT[®] EUROVENT[®]

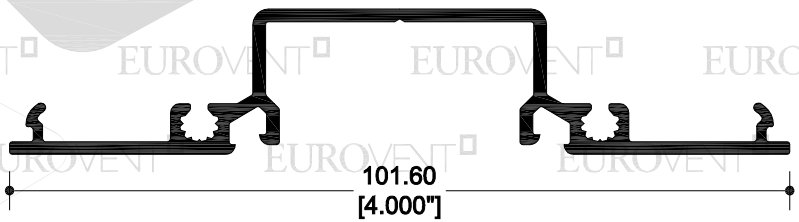
EUROVENT[®] EUROVENT[®] EUROVENT[®] EUROVENT[®] EUROVENT[®]



13829
BOLSA

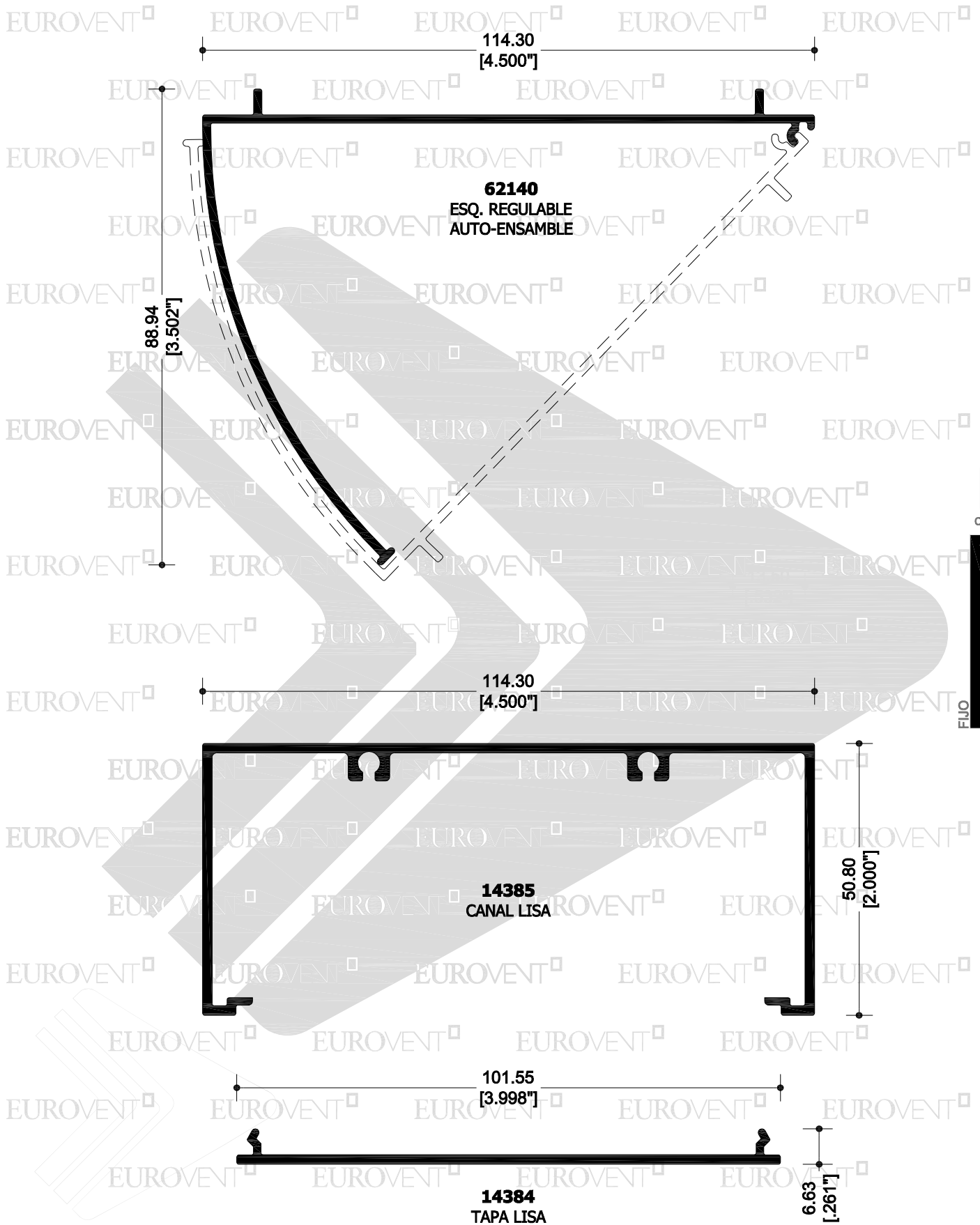


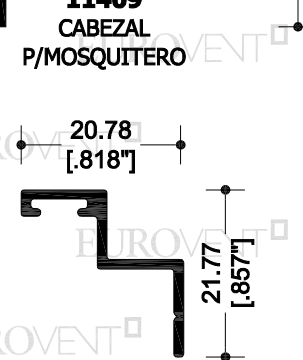
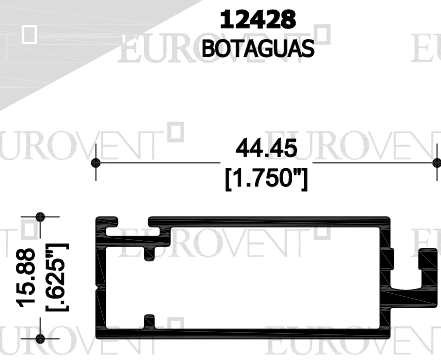
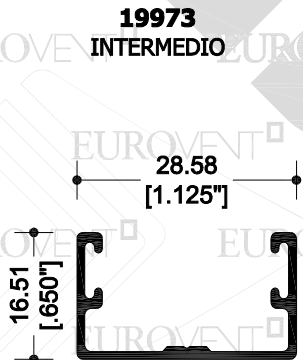
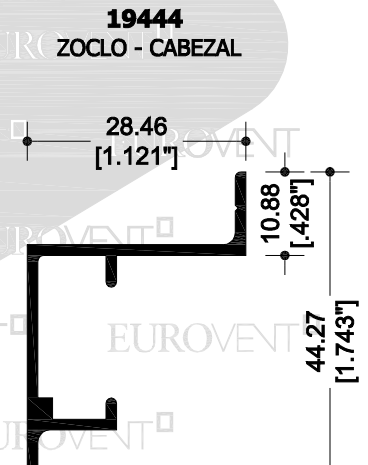
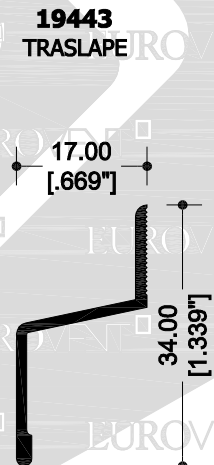

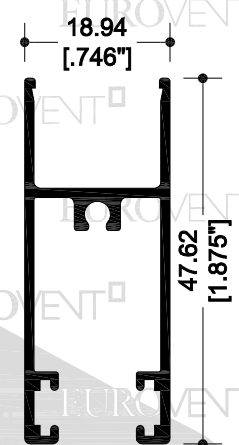
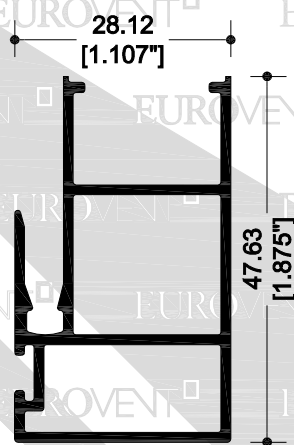
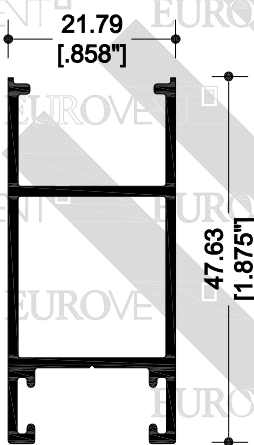
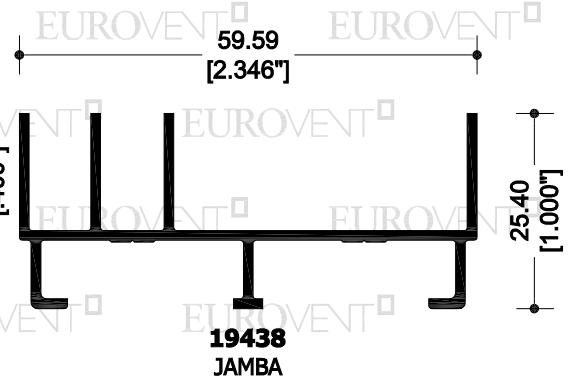
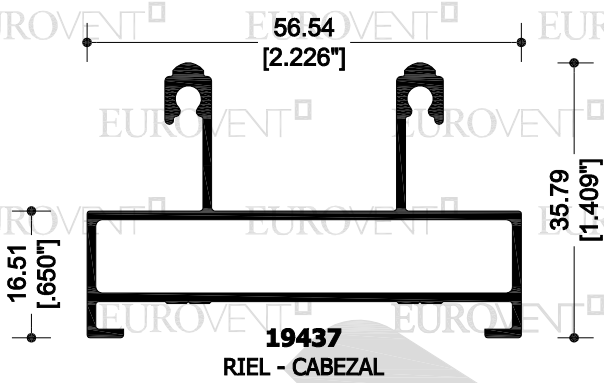
13830
ESCALONADO



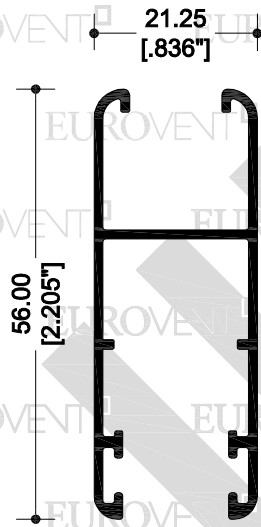
13831
TAPA BOLSA

CLASSIC
SERIE
S140
FIJO

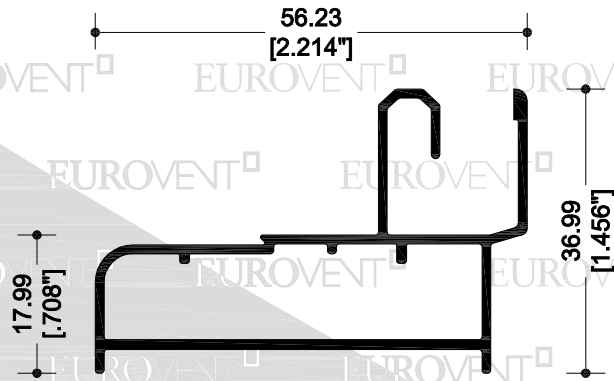




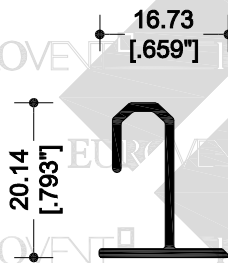
CLASSIC
SERIE
S50
CORREDIZA



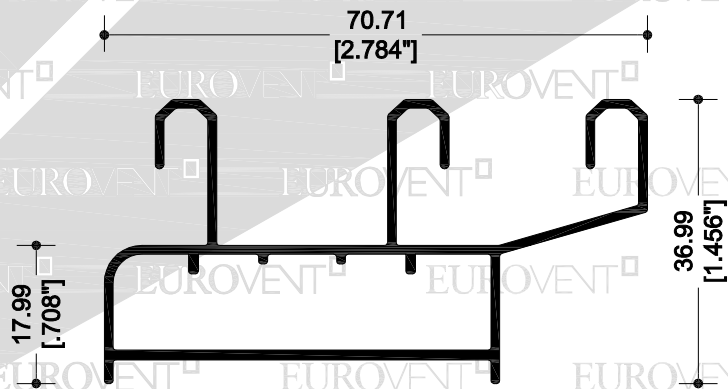
62066
CERCO



62067
RIEL OX



62068
ADAPTADOR X

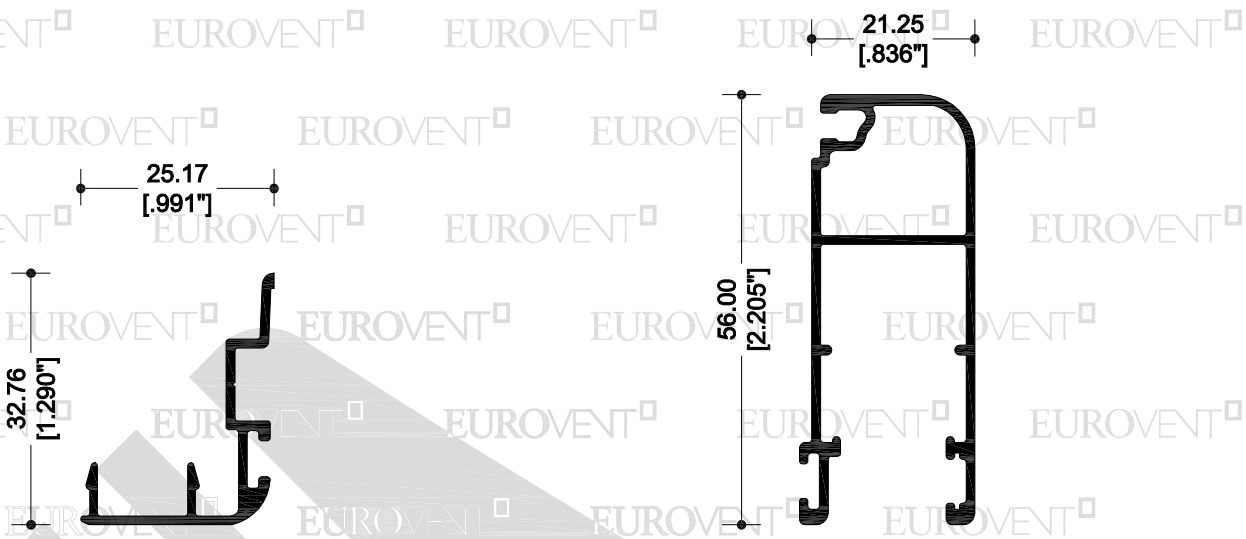


62069
RIEL XX


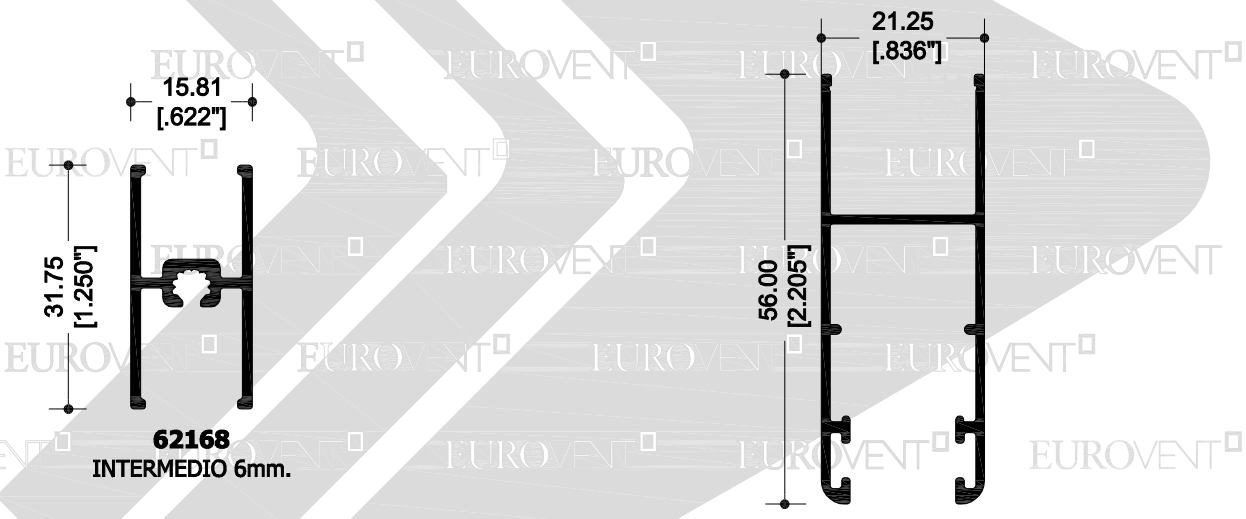


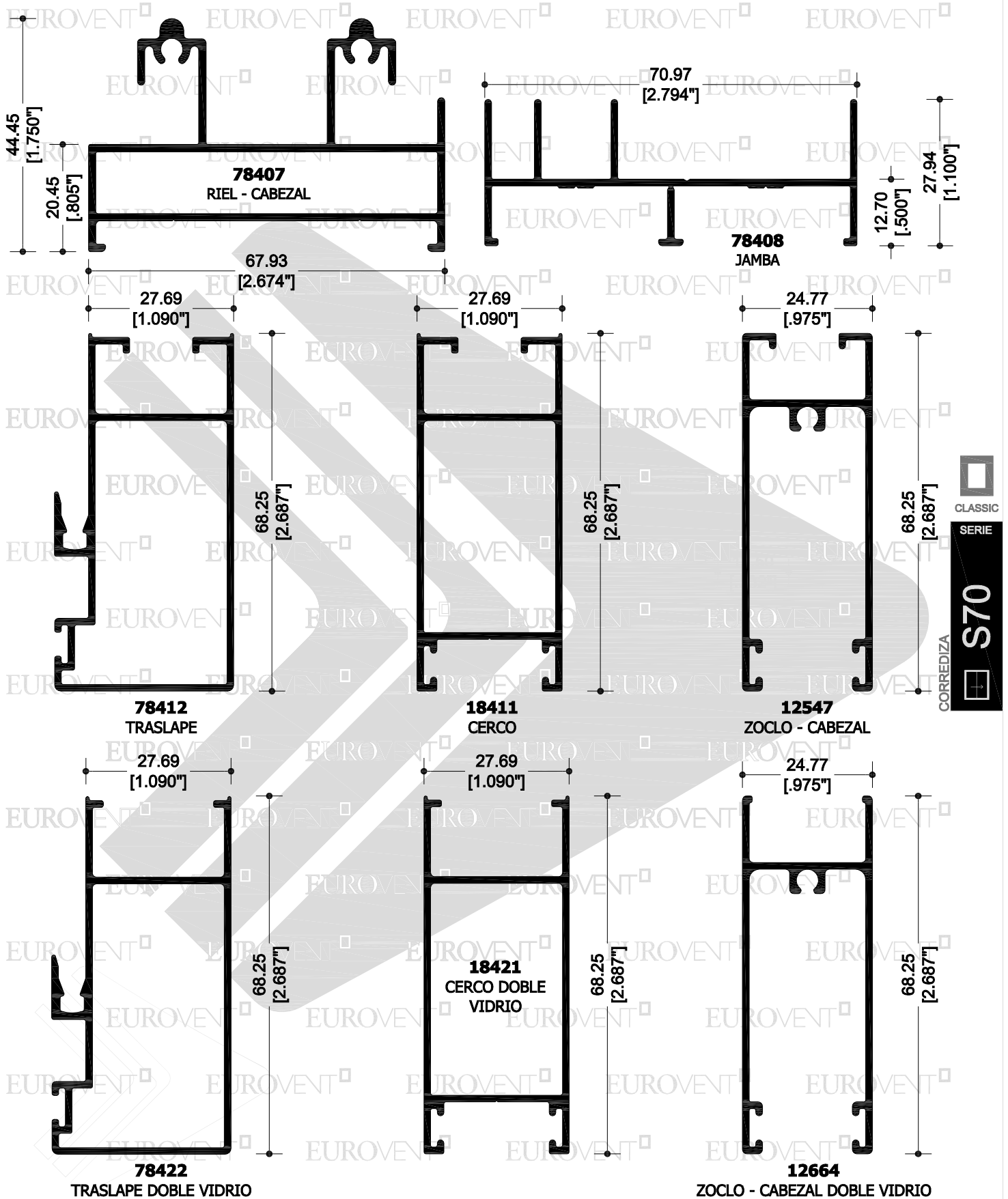
CORREDIZA

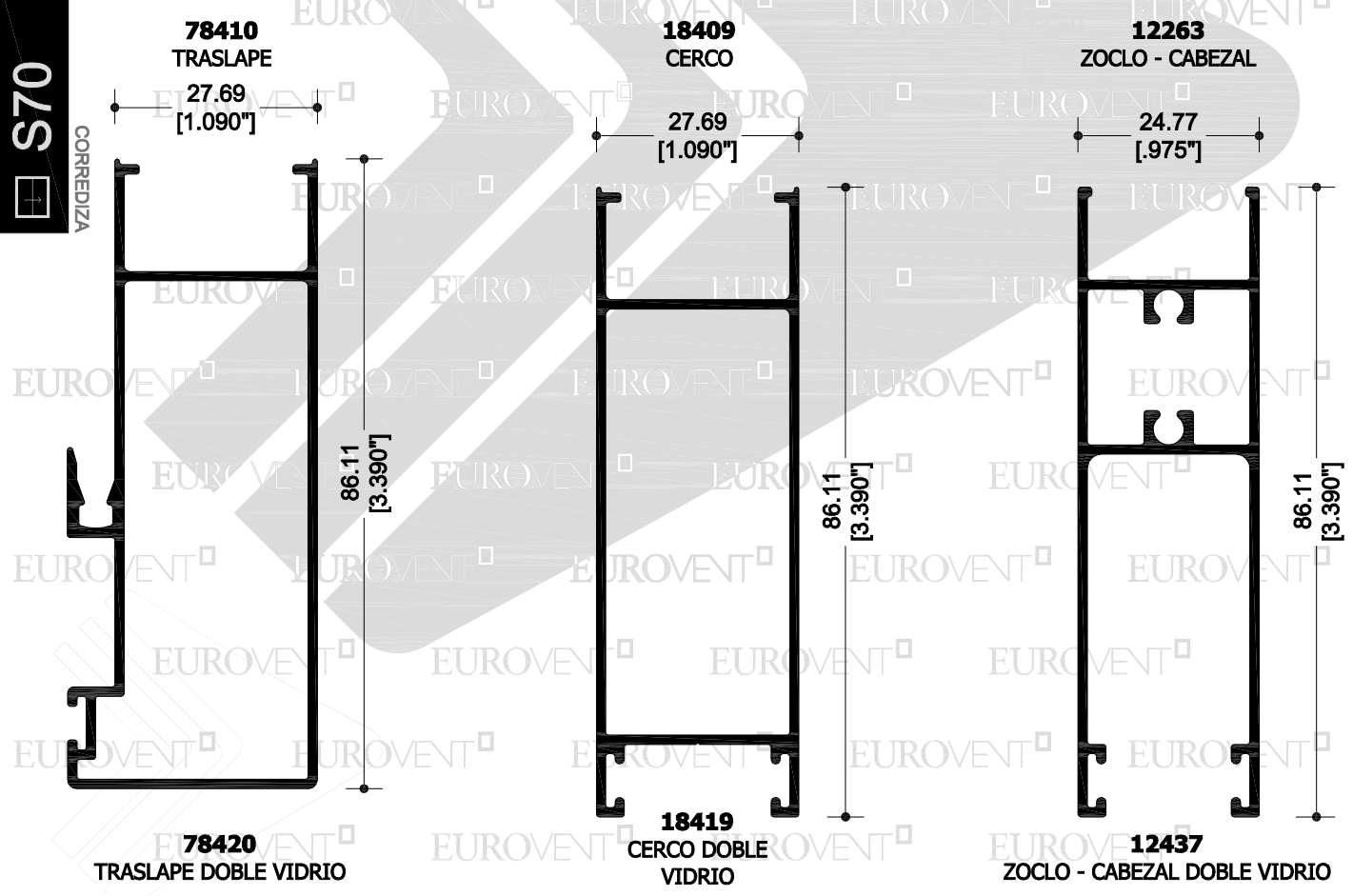
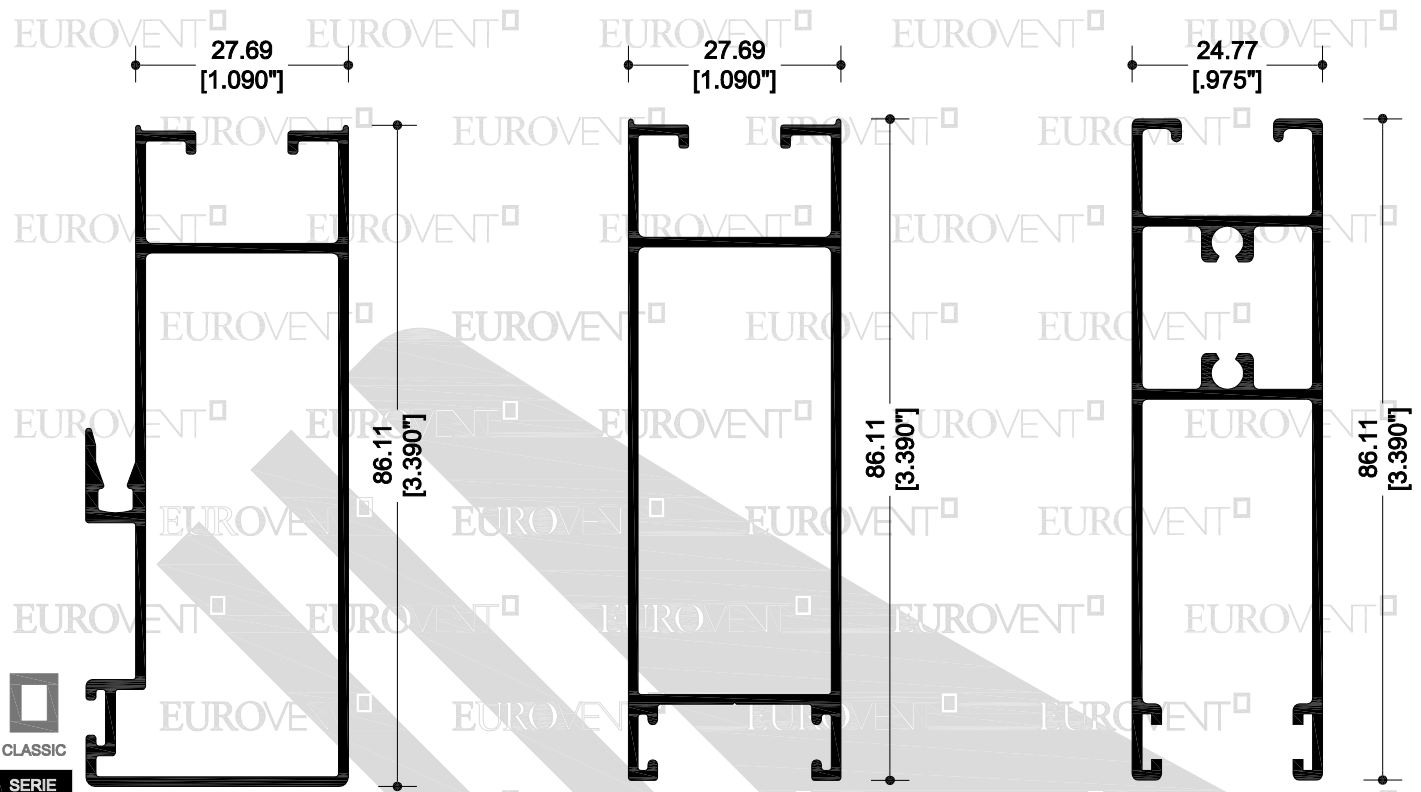
S60



CLASSIC
SERIE
S60
CORREDIZA







CLASSIC
SERIE
S70
CORREDIZA

78410
TRASLAPE

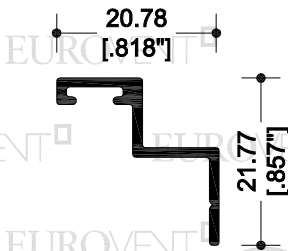
18409
CERCO

12263
ZOCLO - CABEZAL

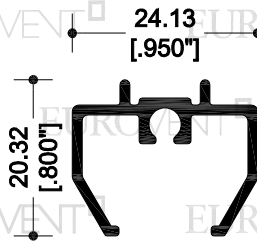
78420
TRASLAPE DOBLE VIDRIO

18419
CERCO DOBLE VIDRIO

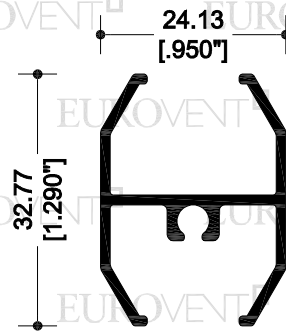
12437
ZOCLO - CABEZAL DOBLE VIDRIO



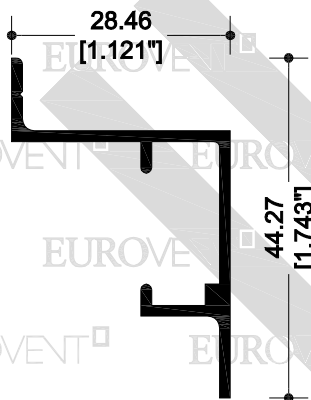
50701
ADAPTADOR
OXXO



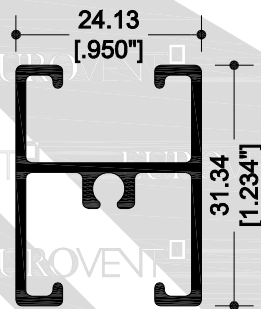
14702
PERFIL P/CUADRÍCULA



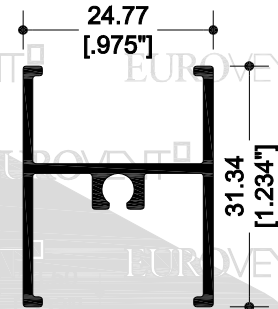
14918
PERFIL P/CUADRÍCULA



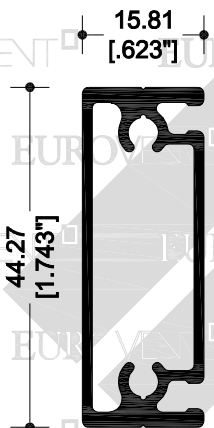
11409
CABEZAL MOSQUITERO



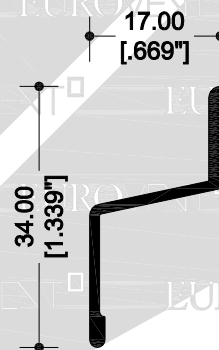
12456
INTERMEDIO



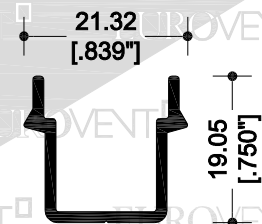
13843
INTERMEDIO DOBLE VIDRIO



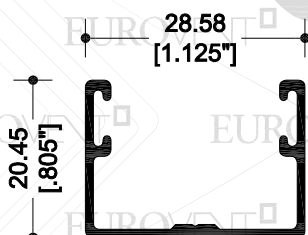
11411
MOSQUITERO



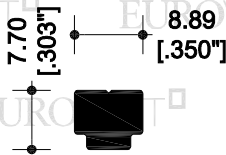
12428
BOTAGUAS



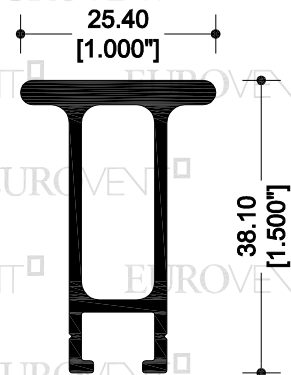
19271
ADAPTADOR OXXO



18413
GUÍA INFERIOR



14412
CONECTOR P/REFUERZO

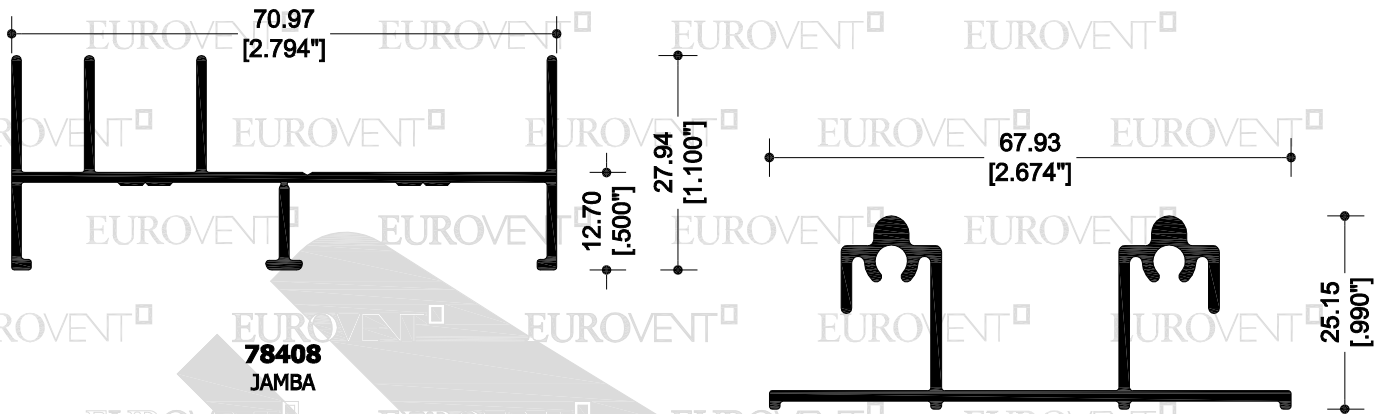


14411
REFUERZO 1 1/2"

CLASSIC
SERIE

CORREDIZA
S70

EUROVENT EUROVENT EUROVENT EUROVENT EUROVENT



EUROVENT EUROVENT EUROVENT EUROVENT EUROVENT

EUROVENT EUROVENT EUROVENT EUROVENT EUROVENT

EUROVENT EUROVENT EUROVENT EUROVENT EUROVENT

EUROVENT EUROVENT EUROVENT EUROVENT EUROVENT

EUROVENT EUROVENT EUROVENT EUROVENT EUROVENT

EUROVENT EUROVENT EUROVENT EUROVENT EUROVENT

EUROVENT EUROVENT EUROVENT EUROVENT EUROVENT

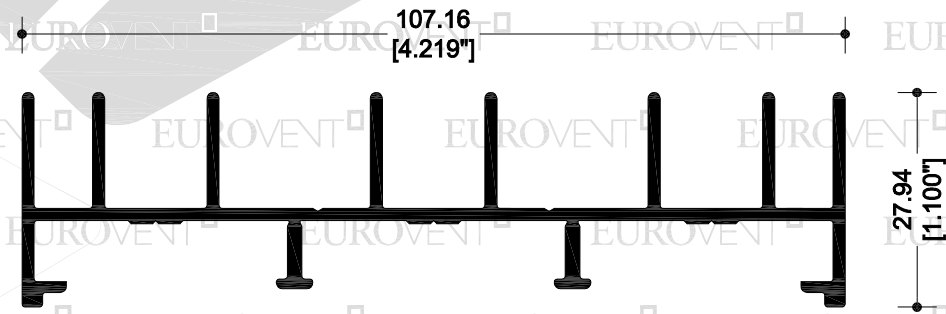
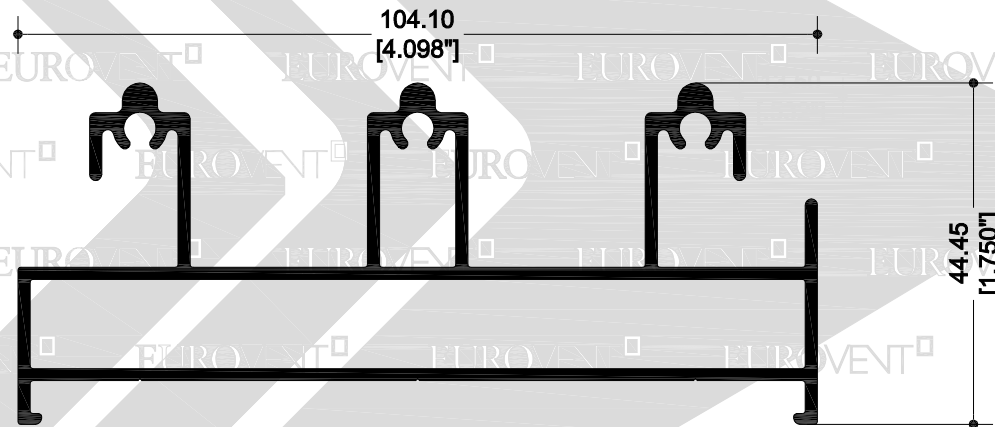
EUROVENT EUROVENT EUROVENT EUROVENT EUROVENT

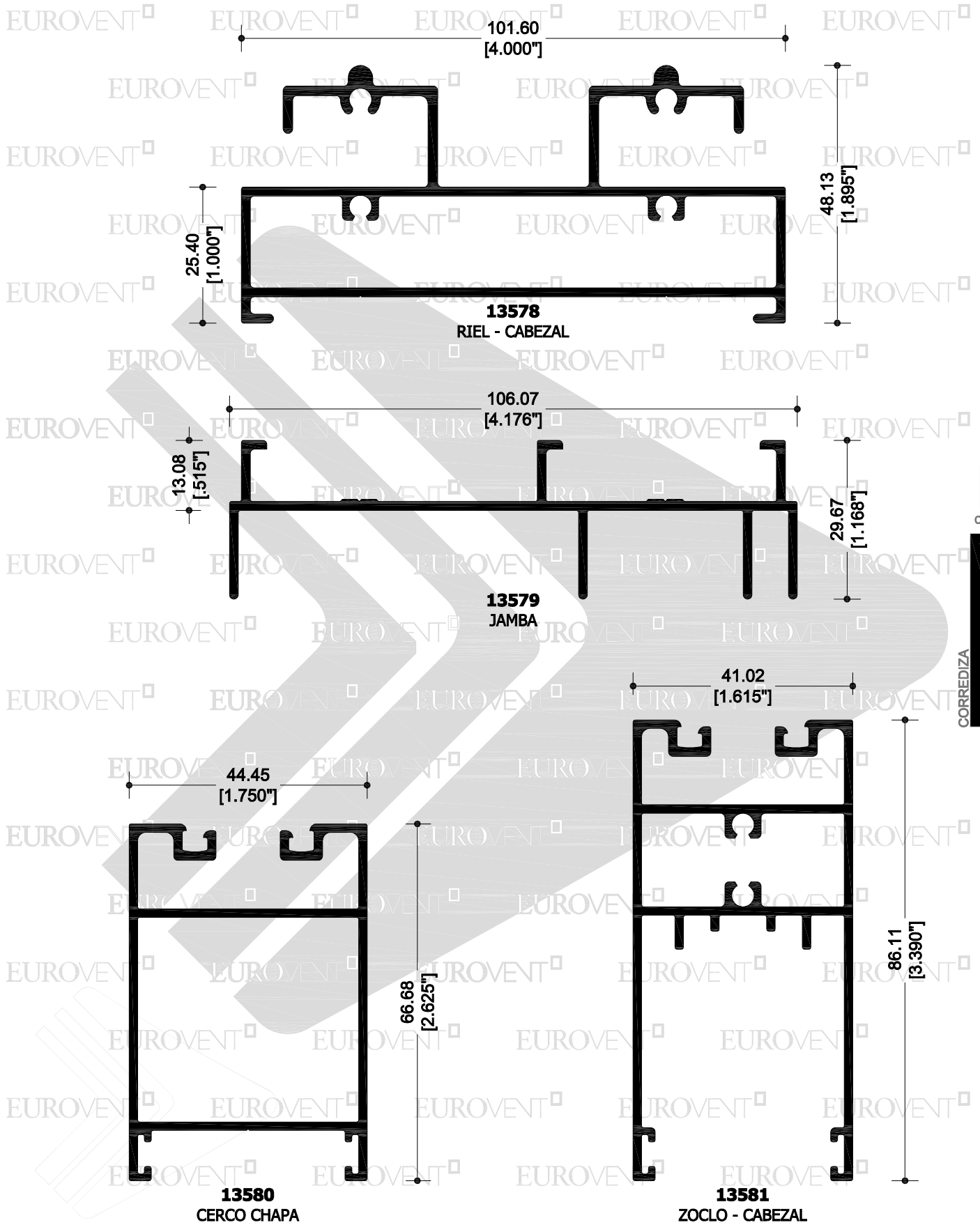
EUROVENT EUROVENT EUROVENT EUROVENT EUROVENT

EUROVENT EUROVENT EUROVENT EUROVENT EUROVENT

EUROVENT EUROVENT EUROVENT EUROVENT EUROVENT

EUROVENT EUROVENT EUROVENT EUROVENT EUROVENT

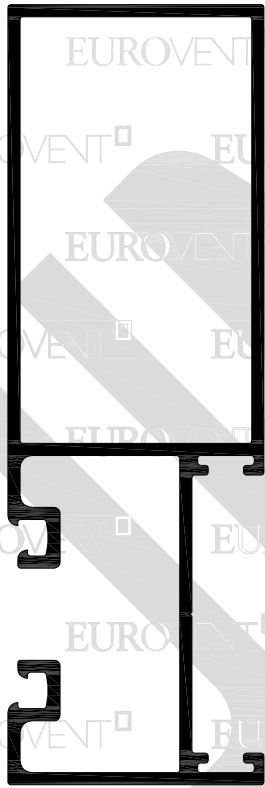





CLASSIC
SERIE
S100
CORREDIZA

EUROVENT EUROVENT EUROVENT EUROVENT EUROVENT

33.34 [1.313"] 33.34 [1.313"]



101.60 [4.000"]



101.60 [4.000"]

13583
ADAPTADOR OXO
HEMBRA

13584
ADAPTADOR OXO
MACHO

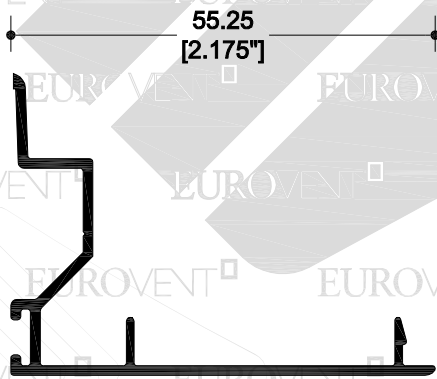


CLASSIC

SERIE

S100

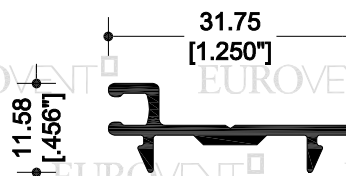
CORREDIZA



55.25 [2.175"]

39.29 [1.547"]

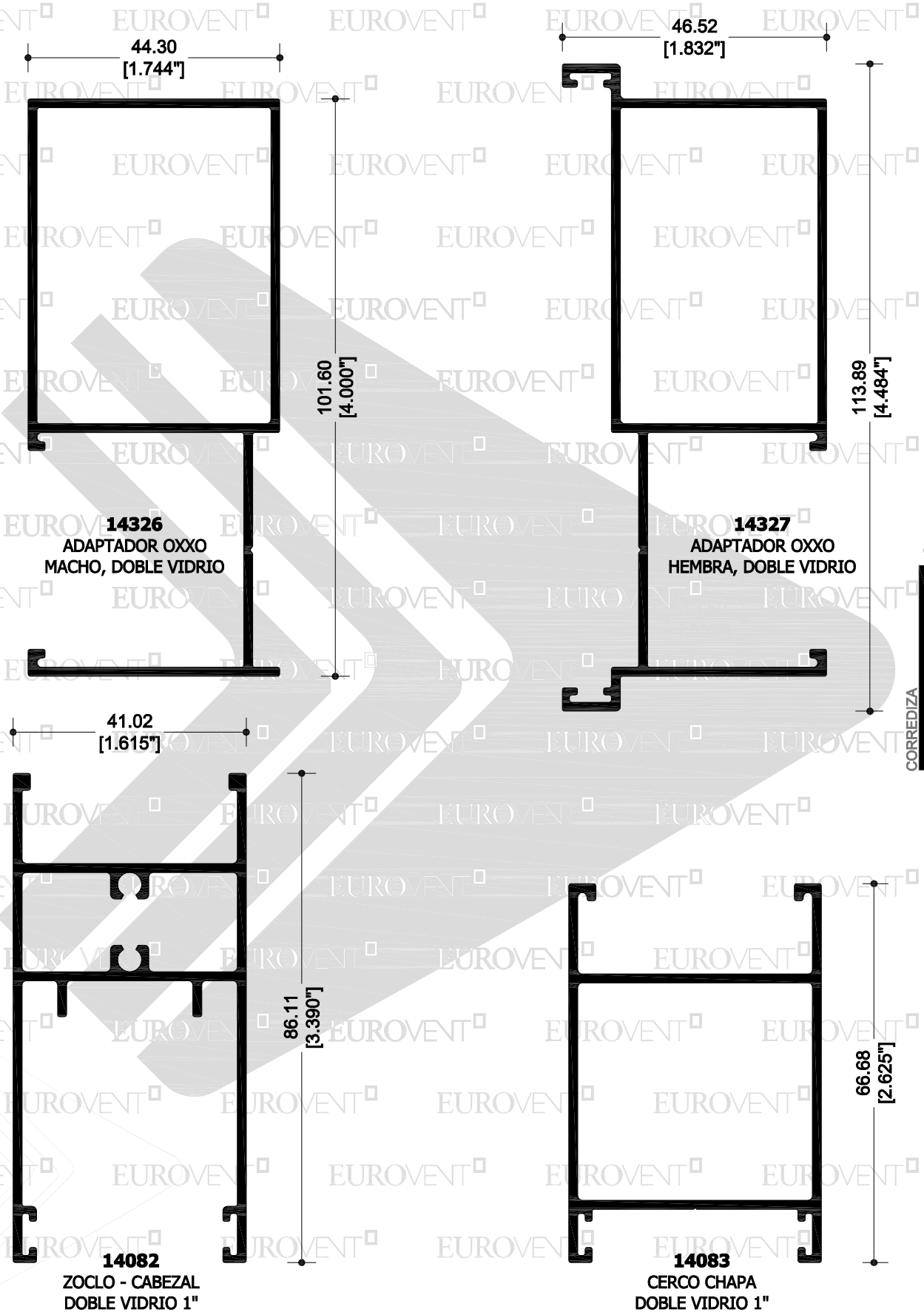
13582
TRASLAPE



31.75 [1.250"]

11.58 [.456"]

13638
ADAPTADOR DE
MOSQUITERO

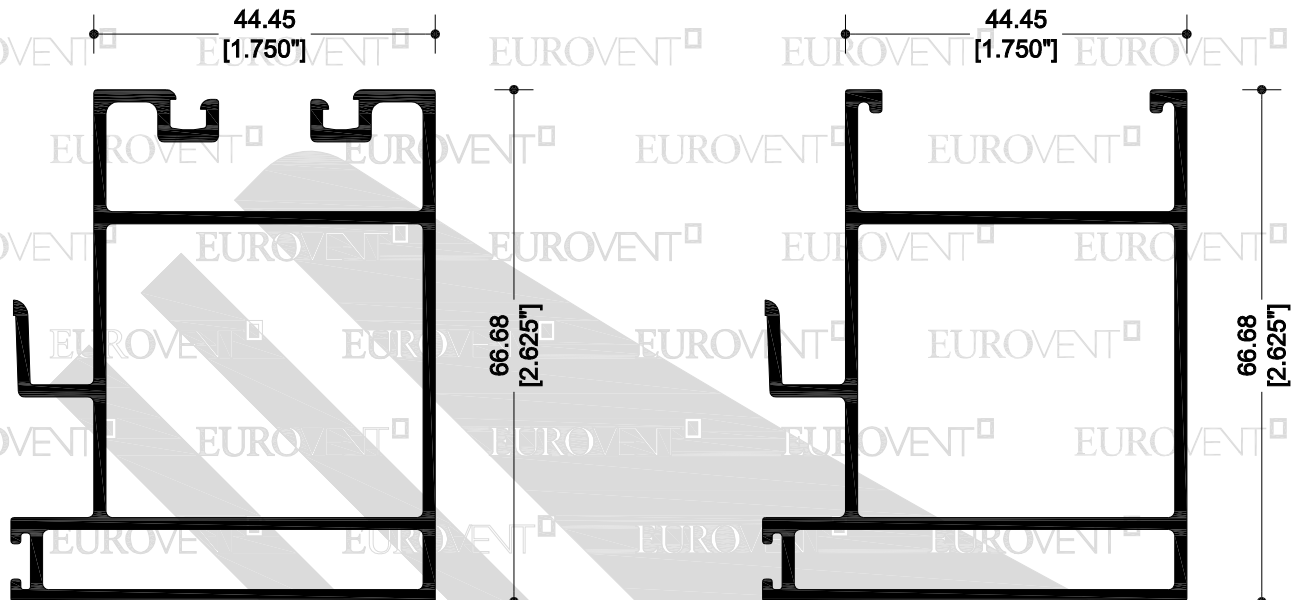


CLASSIC
SERIE
S100
CORREDIZA

EUROVENT EUROVENT EUROVENT EUROVENT EUROVENT

EUROVENT EUROVENT EUROVENT EUROVENT

EUROVENT EUROVENT EUROVENT EUROVENT EUROVENT



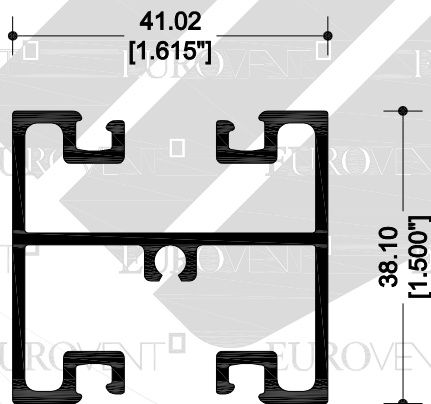
14427
CERCO TRASLAPE

18792
CERCO TRASLAPE DOBLE VIDRIO

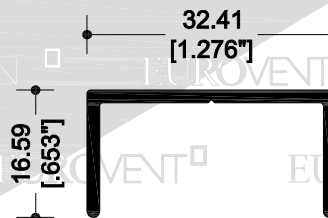
CLASSIC
SERIE
S100
CORREDIZA

EUROVENT EUROVENT EUROVENT EUROVENT EUROVENT

EUROVENT EUROVENT EUROVENT EUROVENT EUROVENT

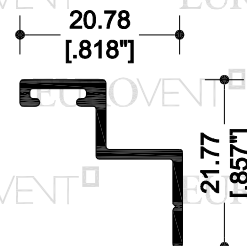


14409
INTERMEDIO



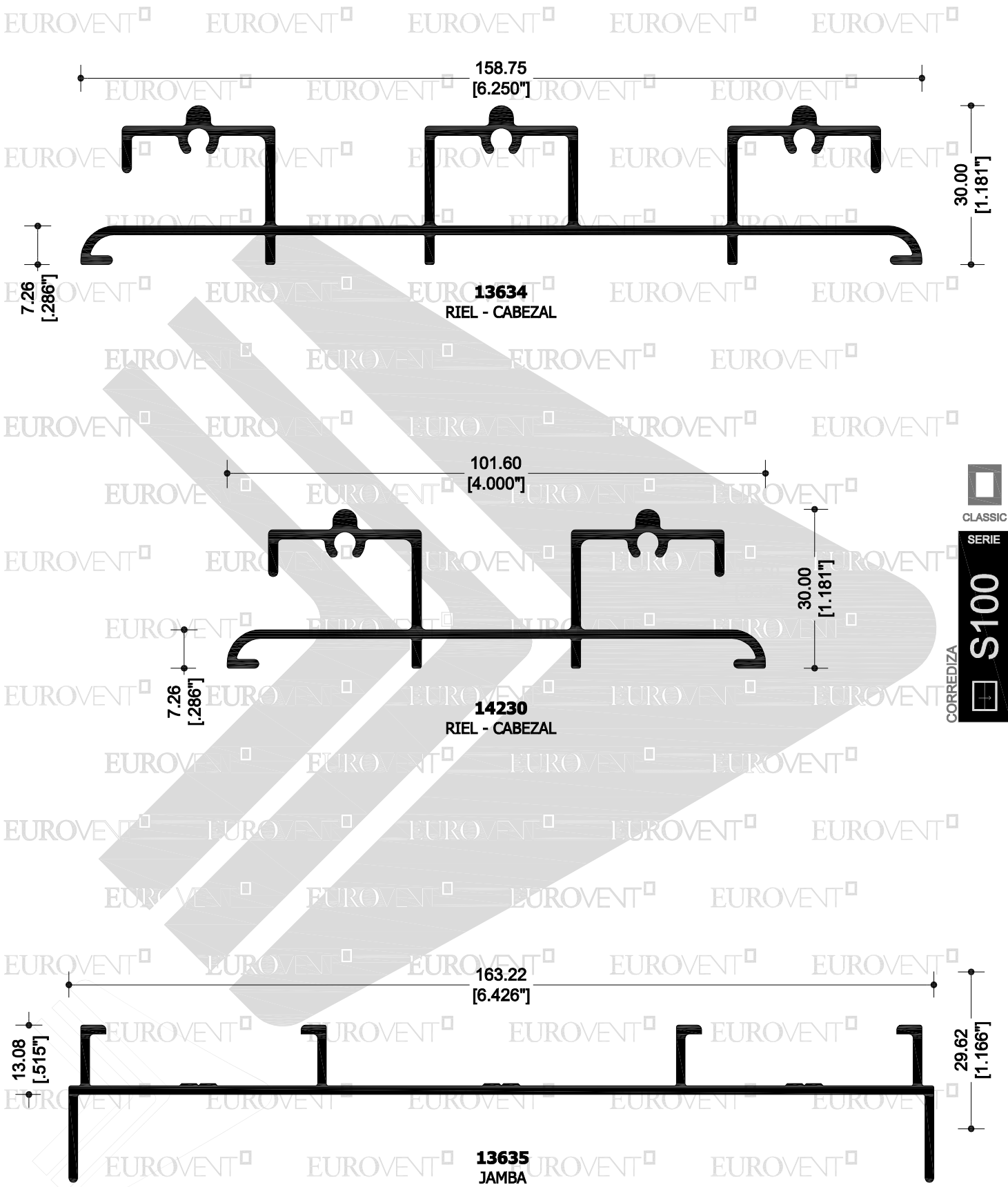
13636
CANAL

EUROVENT EUROVENT EUROVENT EUROVENT EUROVENT

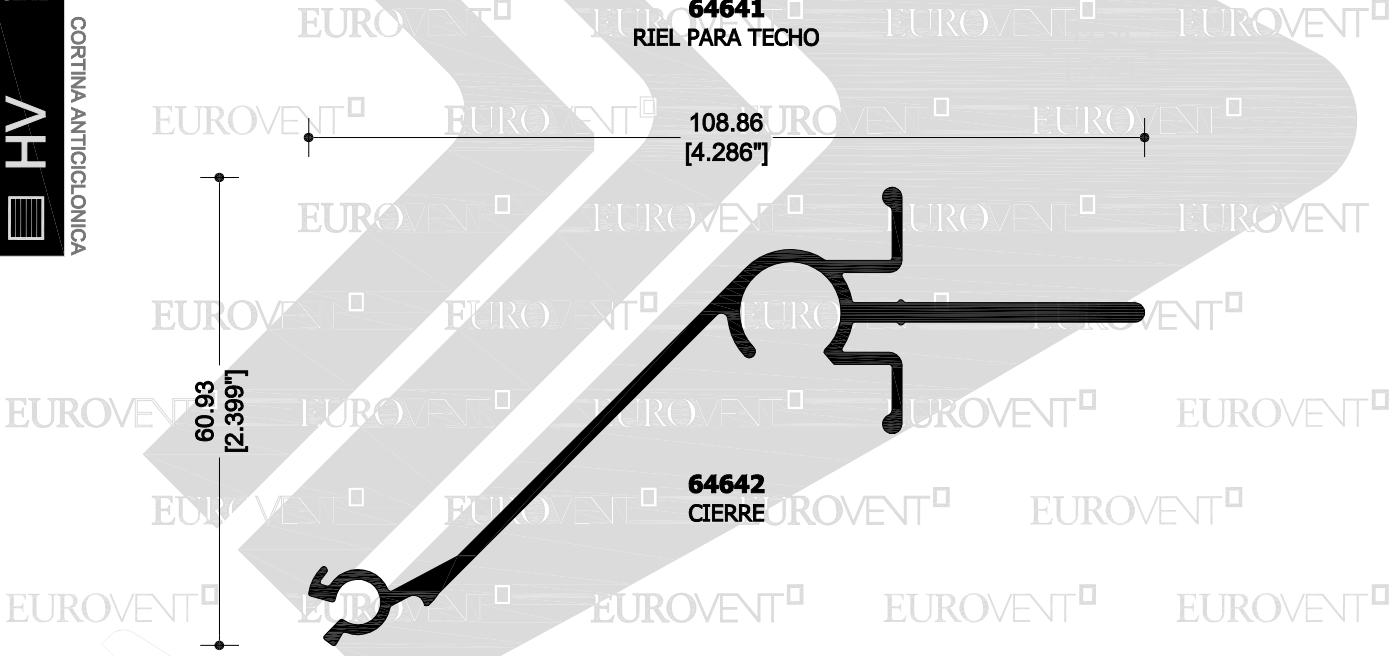
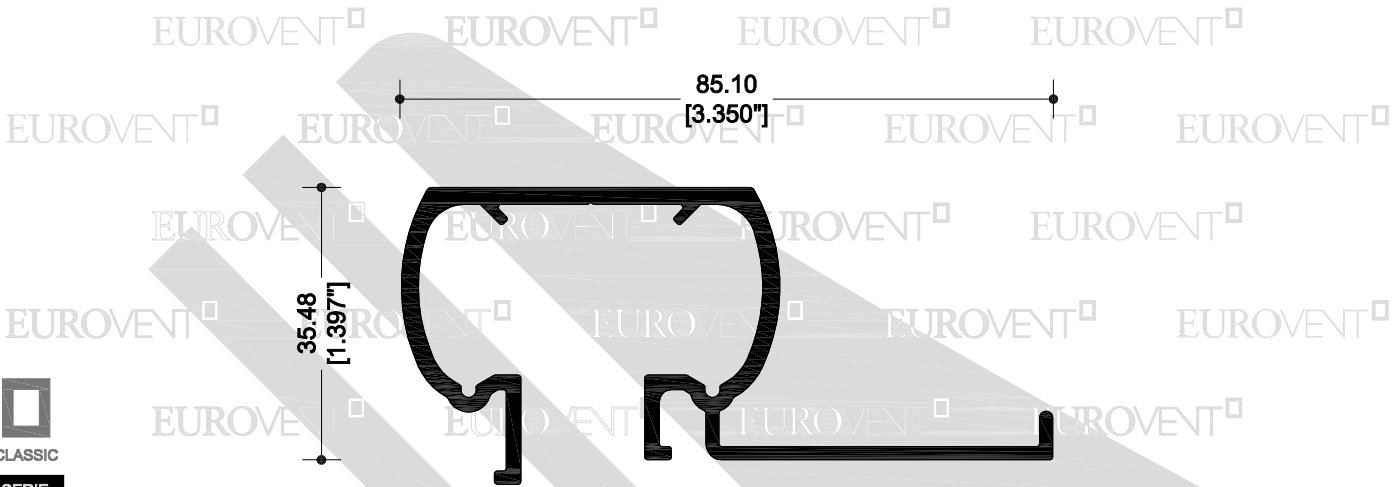


50701
ADAPTADOR
OXXO

EUROVENT EUROVENT EUROVENT EUROVENT EUROVENT



CLASSIC
SERIE
S100
CORREDIZA



CLASSIC
SERIE
HV
CORTINA ANTICICLONICA



Cert. No: 13-0306.01
CUMPLE EL PROTOCOLO (High Velocity Hurricane Zone)
Velocidades Extremas en Zona de Huracanes
Certificacion realizada en el Condado de Miami Dade por el
laboratorio FENESTRATION TESTING LABORATORY, INC.



87.50
[3.445"]



64644
ADAPTADOR AJUSTABLE MACHO

34.93
[1.375"]

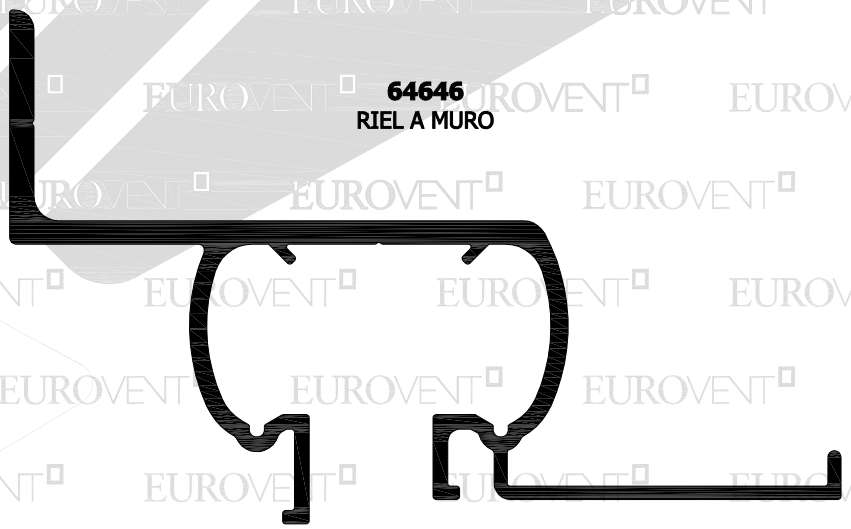
82.62
[3.253"]



64645
ADAPTADOR AJUSTABLE HEMBRA

34.93
[1.375"]

108.31
[4.264"]



64646
RIEL A MURO

63.73
[2.509"]

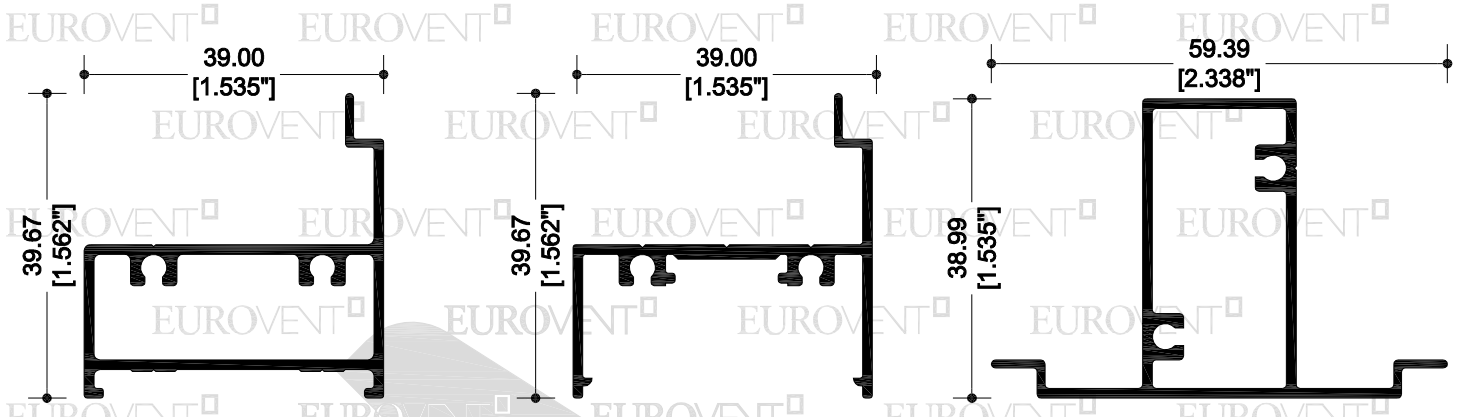


CORTINA ANTICICLONICA

HV

Cert. No: 13-0306.01
CUMPLE EL PROTOCOLO (High Velocity Hurricane Zone)
Velocidades Extremas en Zona de Huracanes
Certificación realizada en el Condado de Miami Dade por el
laboratorio FENESTRATION TESTING LABORATORY, INC.



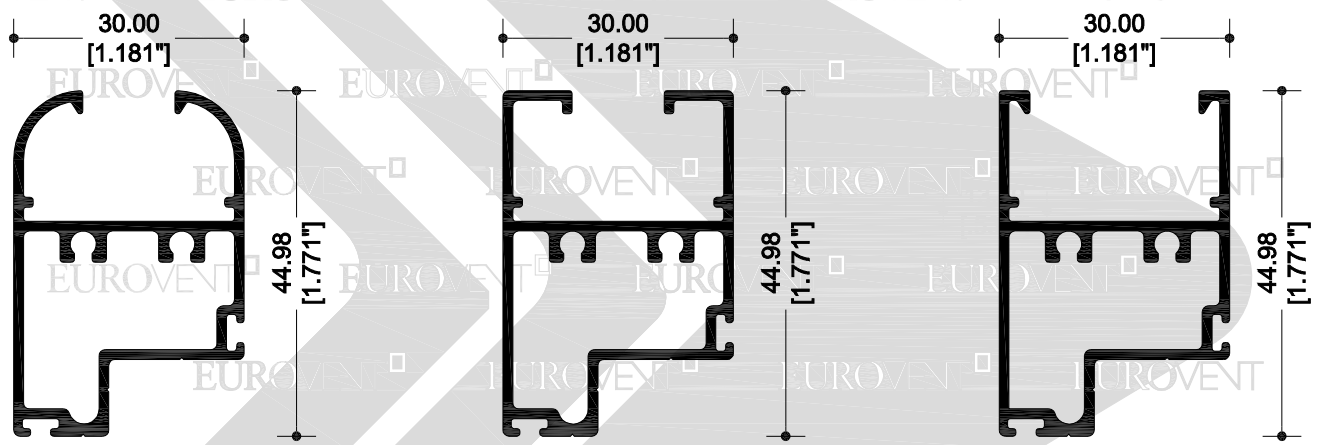


12273
CONTRAMARCO

13363
CONTRAMARCO

12275
INTERMEDIO


CLASSIC
SERIE
S35
BATIENTE Y PROYECCION



12274
MARCO COLONIAL

12276
MARCO


12277
MARCO DOBLE VIDRIO



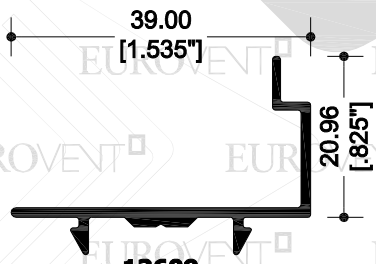
5173
MOSQUITERO



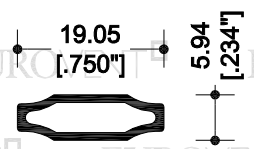
81642
CUADRÍCULA
INGLESA EXPUESTA



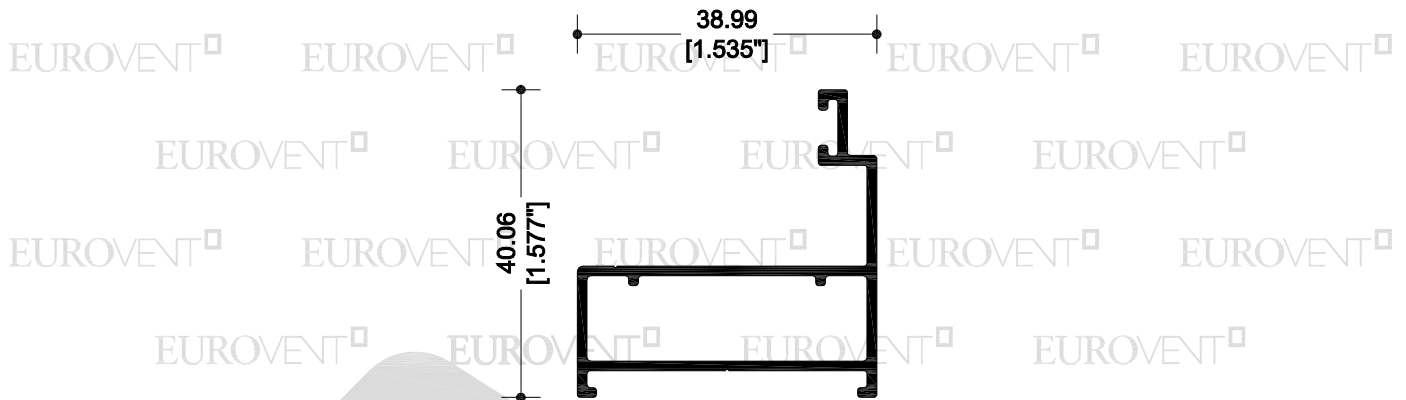
62168
INTERMEDIO 6mm.



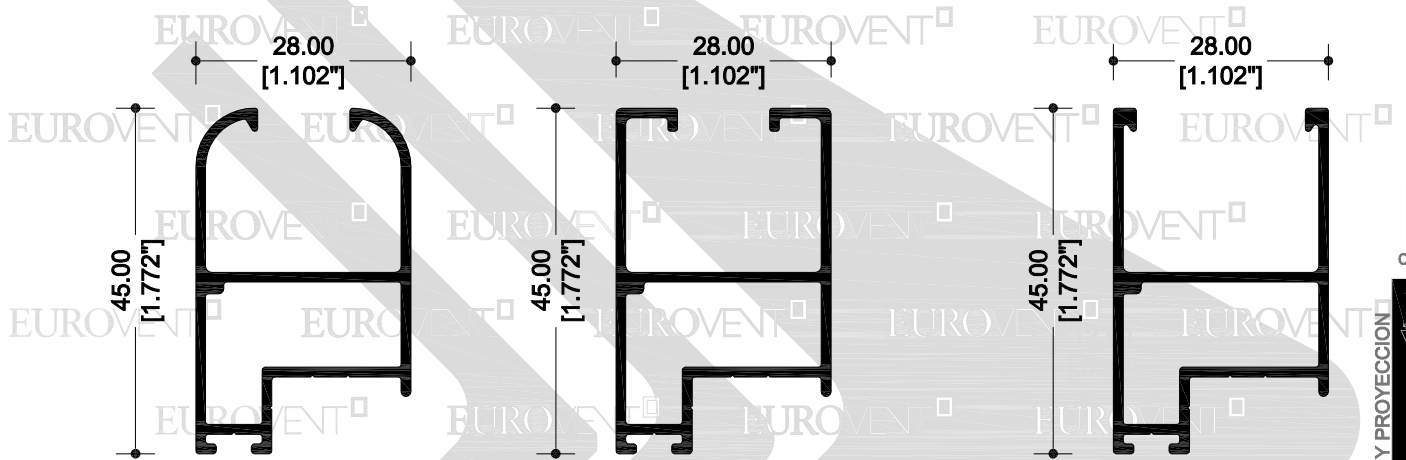
13609
ADAPTADOR CONTRAMARCO



12393
CUADRÍCULA INGLESA DOBLE VIDRIO



32273
MARCO

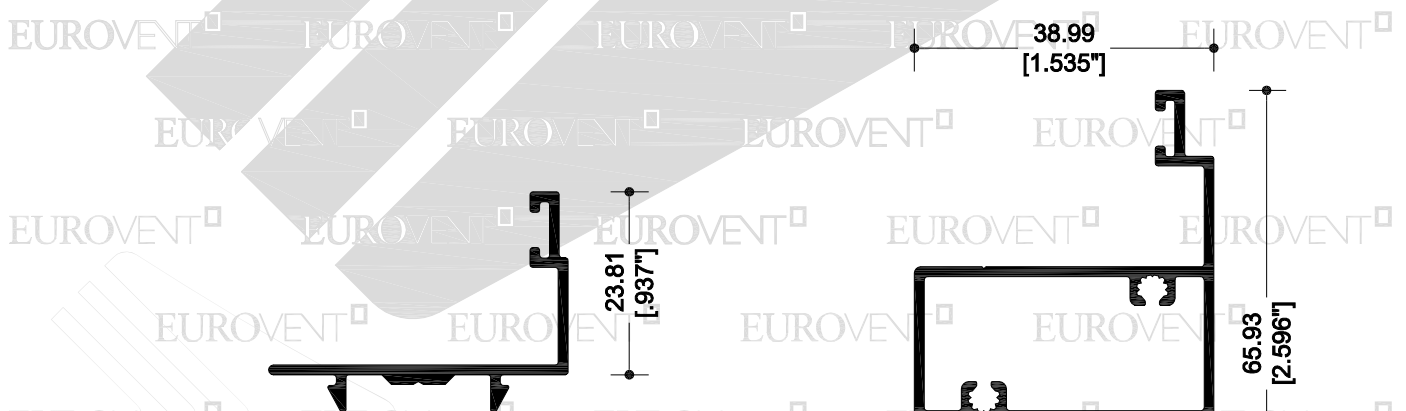


32274
MARCO COLONIAL

32276
MARCO

42277
MARCO DOBLE VIDRIO

CLASSIC
SERIE
S35
BATIENTE Y PROYECCION



39953
ADAPTADOR CONTRAMARCO

32275
INTERMEDIO

EUROVENT EUROVENT EUROVENT EUROVENT EUROVENT

EUROVENT EUROVENT EUROVENT EUROVENT EUROVENT

EUROVENT EUROVENT EUROVENT EUROVENT EUROVENT

EUROVENT EUROVENT EUROVENT EUROVENT EUROVENT

EUROVENT EUROVENT EUROVENT EUROVENT EUROVENT

EUROVENT EUROVENT EUROVENT EUROVENT EUROVENT

EUROVENT EUROVENT EUROVENT EUROVENT EUROVENT

EUROVENT EUROVENT EUROVENT EUROVENT EUROVENT

EUROVENT EUROVENT EUROVENT EUROVENT EUROVENT

EUROVENT EUROVENT EUROVENT EUROVENT EUROVENT

EUROVENT EUROVENT EUROVENT EUROVENT EUROVENT

EUROVENT EUROVENT EUROVENT EUROVENT EUROVENT

EUROVENT EUROVENT EUROVENT EUROVENT EUROVENT

EUROVENT EUROVENT EUROVENT EUROVENT EUROVENT

EUROVENT EUROVENT EUROVENT EUROVENT EUROVENT

EUROVENT EUROVENT EUROVENT EUROVENT EUROVENT

EUROVENT EUROVENT EUROVENT EUROVENT EUROVENT

EUROVENT EUROVENT EUROVENT EUROVENT EUROVENT

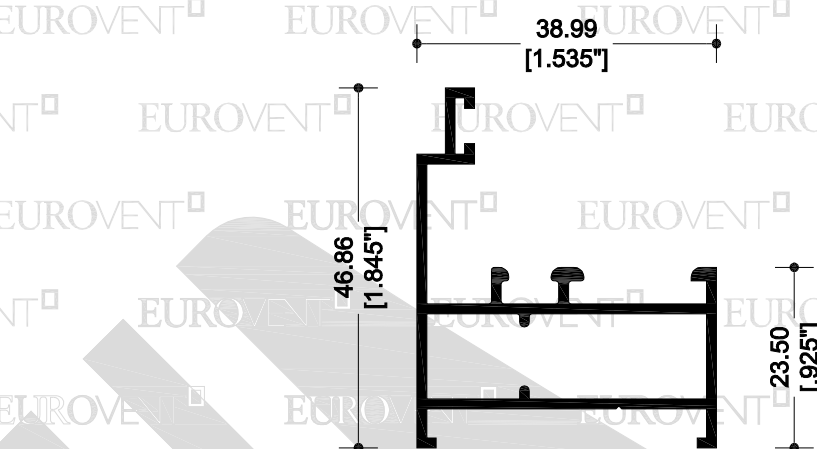
EUROVENT EUROVENT EUROVENT EUROVENT EUROVENT

EUROVENT EUROVENT EUROVENT EUROVENT EUROVENT

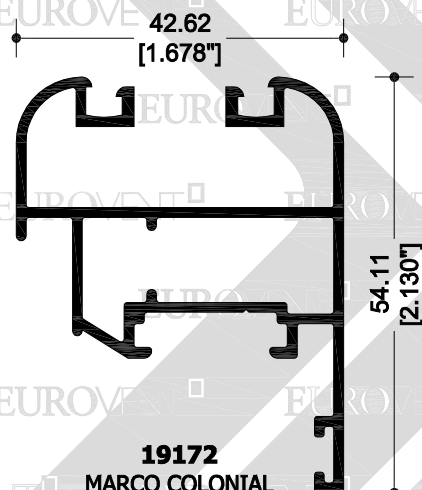
EUROVENT EUROVENT EUROVENT EUROVENT EUROVENT

EUROVENT EUROVENT EUROVENT EUROVENT EUROVENT

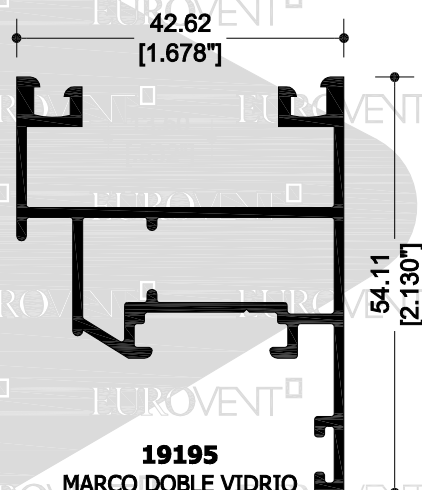
EUROVENT EUROVENT EUROVENT EUROVENT EUROVENT



19171
CONTRAMARCO



19172
MARCO COLONIAL



19195
MARCO DOBLE VIDRIO



45050
PLETINA

EUROVENT[□] EUROVENT[□] EUROVENT[□] EUROVENT[□] EUROVENT[□]

EUROVENT[□] EUROVENT[□] EUROVENT[□] EUROVENT[□] EUROVENT[□]

EUROVENT[□] EUROVENT[□] EUROVENT[□] EUROVENT[□] EUROVENT[□]

EUROVENT[□] EUROVENT[□] EUROVENT[□] EUROVENT[□] EUROVENT[□]

EUROVENT[□] EUROVENT[□] EUROVENT[□] EUROVENT[□] EUROVENT[□]

EUROVENT[□] EUROVENT[□] EUROVENT[□] EUROVENT[□] EUROVENT[□]

EUROVENT[□] EUROVENT[□] EUROVENT[□] EUROVENT[□] EUROVENT[□]

EUROVENT[□] EUROVENT[□] EUROVENT[□] EUROVENT[□] EUROVENT[□]

EUROVENT[□] EUROVENT[□] EUROVENT[□] EUROVENT[□] EUROVENT[□]

EUROVENT[□] EUROVENT[□] EUROVENT[□] EUROVENT[□] EUROVENT[□]

EUROVENT[□] EUROVENT[□] EUROVENT[□] EUROVENT[□] EUROVENT[□]

EUROVENT[□] EUROVENT[□] EUROVENT[□] EUROVENT[□] EUROVENT[□]

EUROVENT[□] EUROVENT[□] EUROVENT[□] EUROVENT[□] EUROVENT[□]

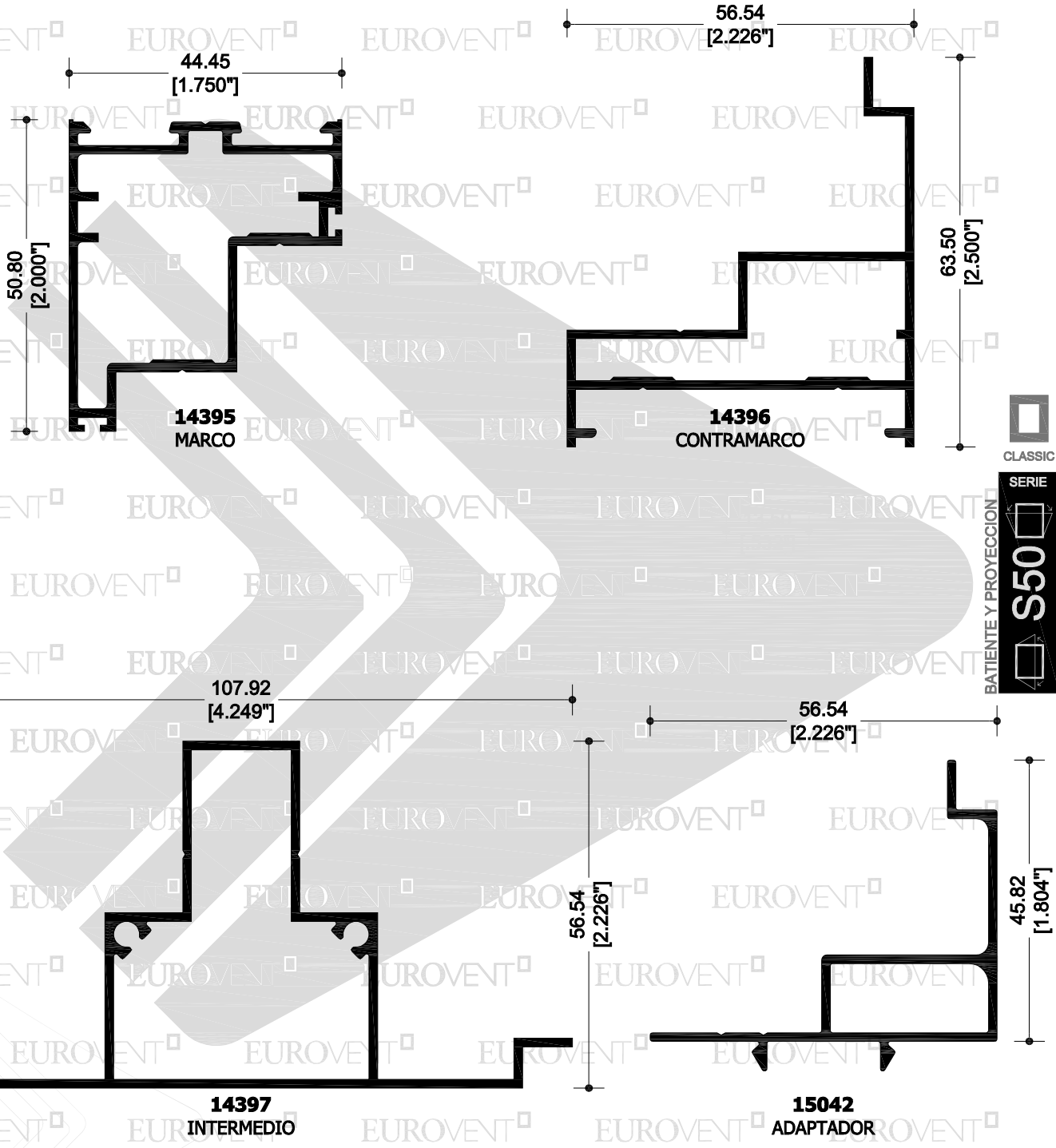
EUROVENT[□] EUROVENT[□] EUROVENT[□] EUROVENT[□] EUROVENT[□]

EUROVENT[□] EUROVENT[□] EUROVENT[□] EUROVENT[□] EUROVENT[□]

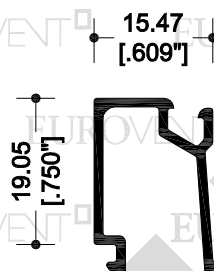
EUROVENT[□] EUROVENT[□] EUROVENT[□] EUROVENT[□] EUROVENT[□]

EUROVENT[□] EUROVENT[□] EUROVENT[□] EUROVENT[□] EUROVENT[□]

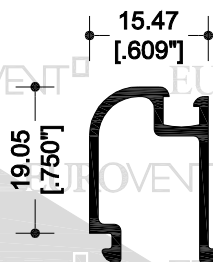
EUROVENT[□] EUROVENT[□] EUROVENT[□] EUROVENT[□] EUROVENT[□]



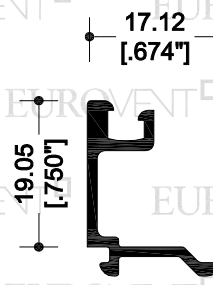
CLASSIC
SERIE
BATENTE Y PROYECCION
S50



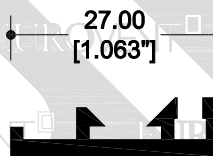
12543
JUNQUILLO



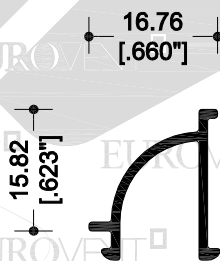
12576
JUNQUILLO COLONIAL



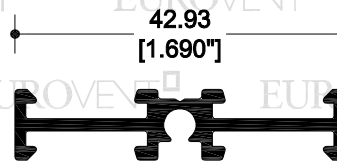
12603
JUNQUILLO 18mm



5173
MOSQUITERO



14324
JUNQUILLO DE CUADRÍCULA



14325
INTERMEDIO DE CUADRÍCULA

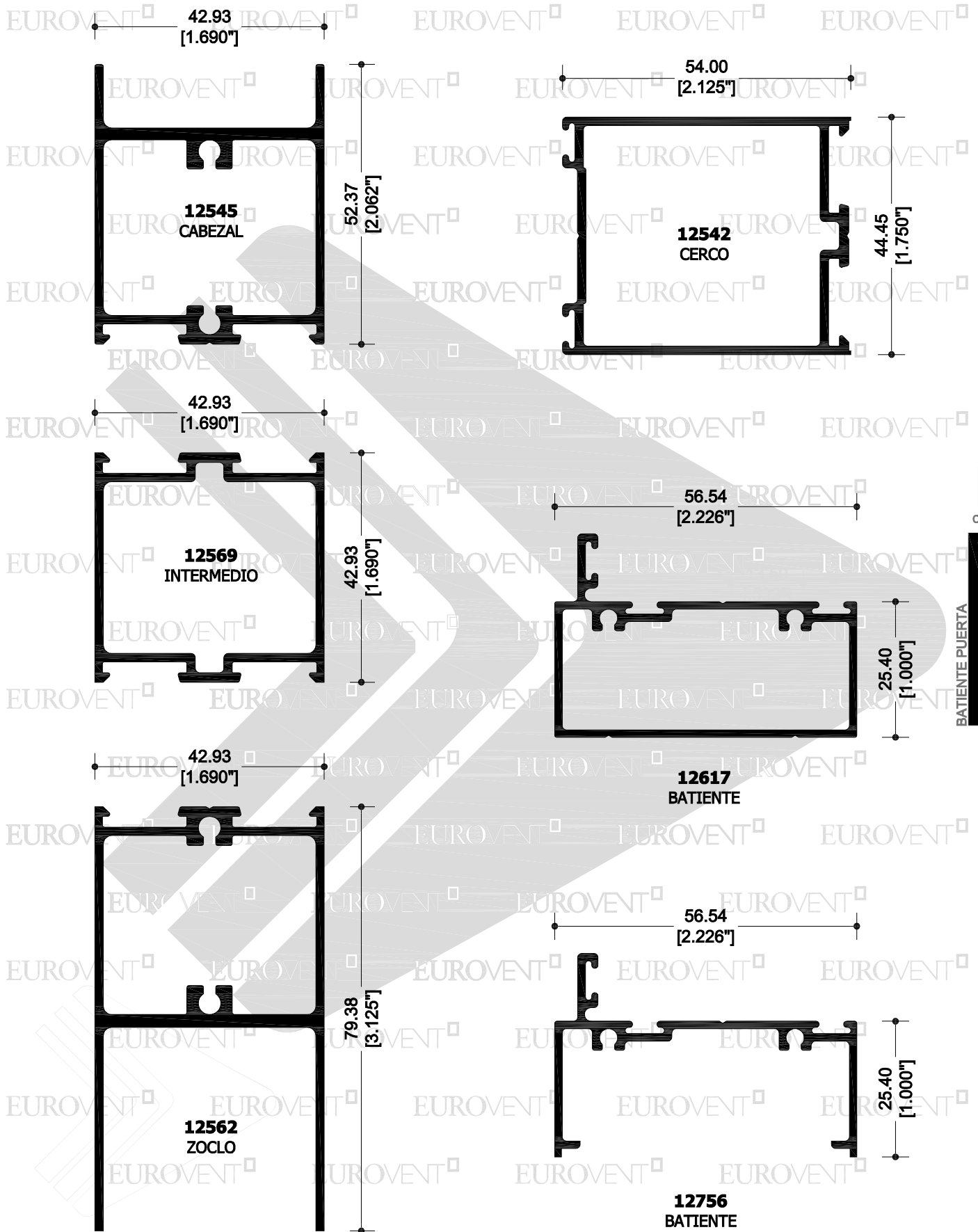


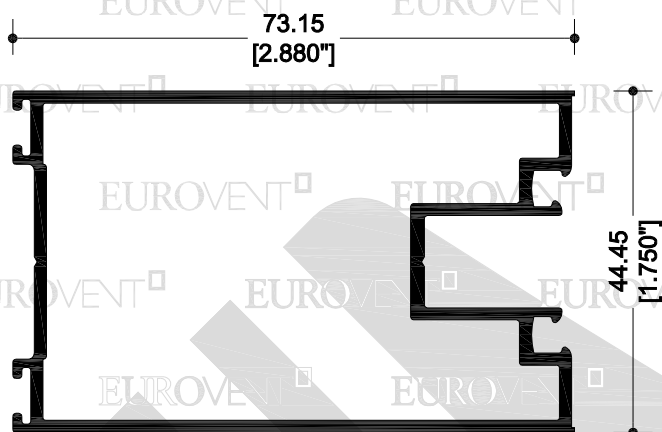
CLASSIC

SERIE

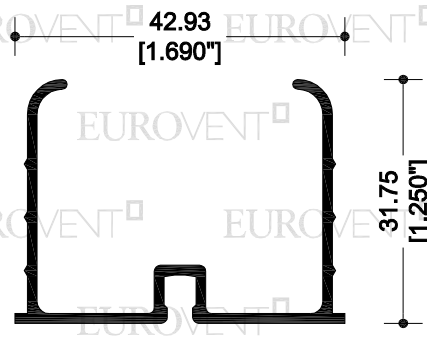


BATIENTE Y PROYECCION

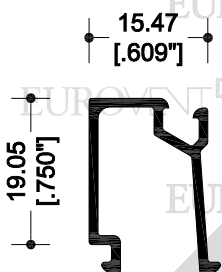




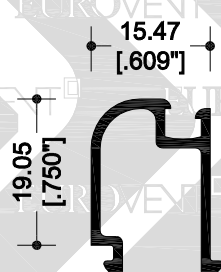
14386
CERCO CON JUNQUILLO INTEGRADO



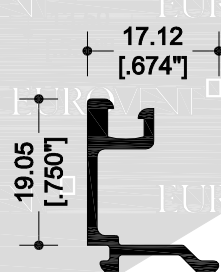
12566
SELLO DE HERMETICIDAD



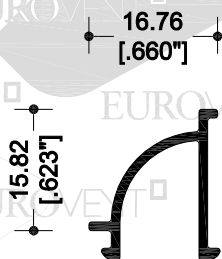
12543
JUNQUILLO



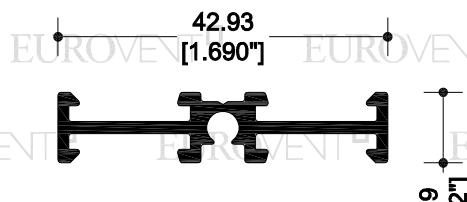
12576
JUNQUILLO COLONIAL



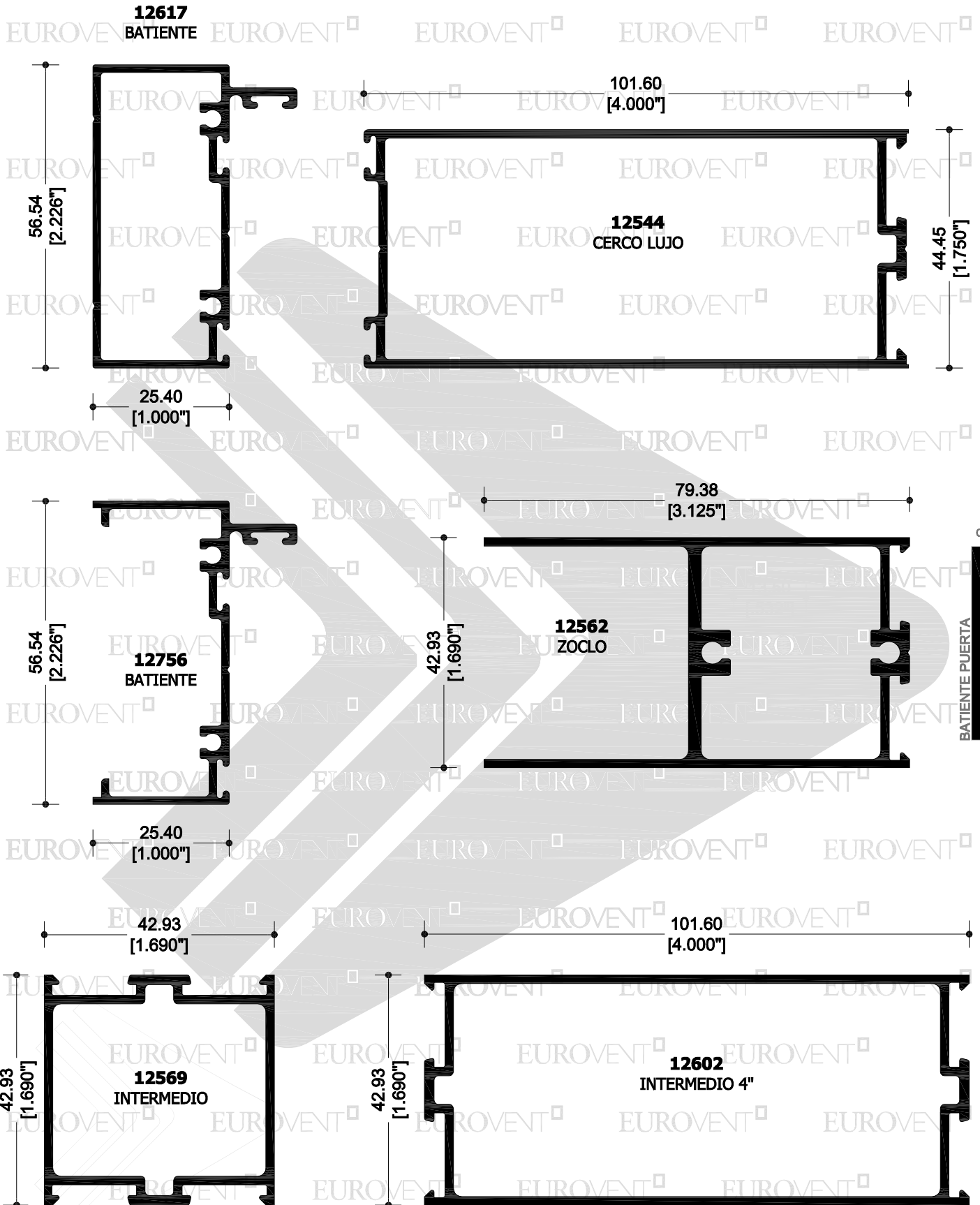
12603
JUNQUILLO DOBLE VIDRIO



14324
JUNQUILLO DE CUADRÍCULA



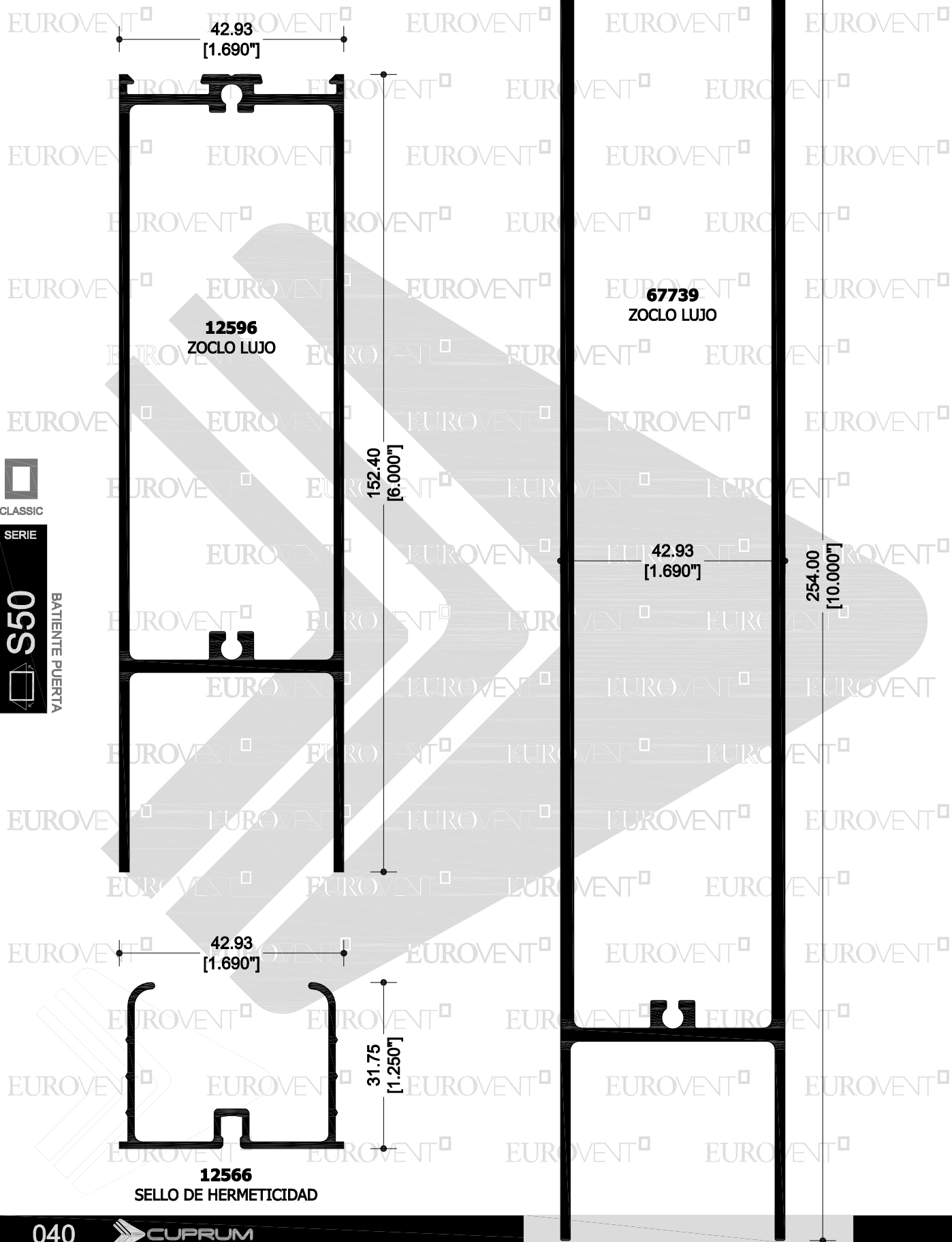
14325
INTERMEDIO DE CUADRÍCULA



CLASSIC
 SERIE
 BATIENTE PUERTA
\$50

PUERTA BATIENTE RESIDENCIAL S50

EUROVENT[®]



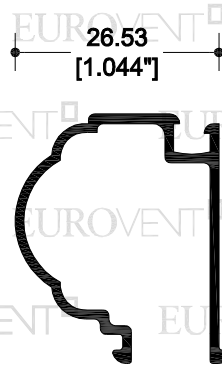
SERIE

S50

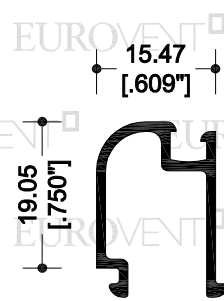
BATIENTE PUERTA



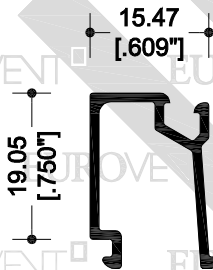
12653
ADAPTADOR INTERMEDIO



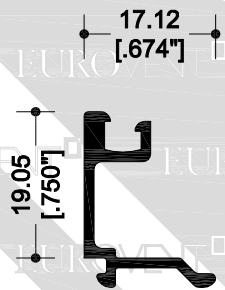
12595
JUNQUILLO ALTO RELIEVE



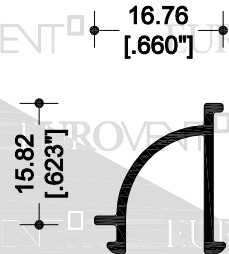
12576
JUNQUILLO COLONIAL



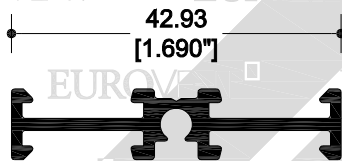
12543
JUNQUILLO




12603
JUNQUILLO DOBLE VIDRIO



14324
JUNQUILLO DE CUADRÍCULA



14325
INTERMEDIO DE CUADRÍCULA

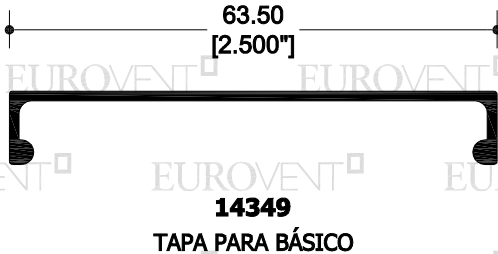


13398
CHAMBRANA DECORATIVA



S50

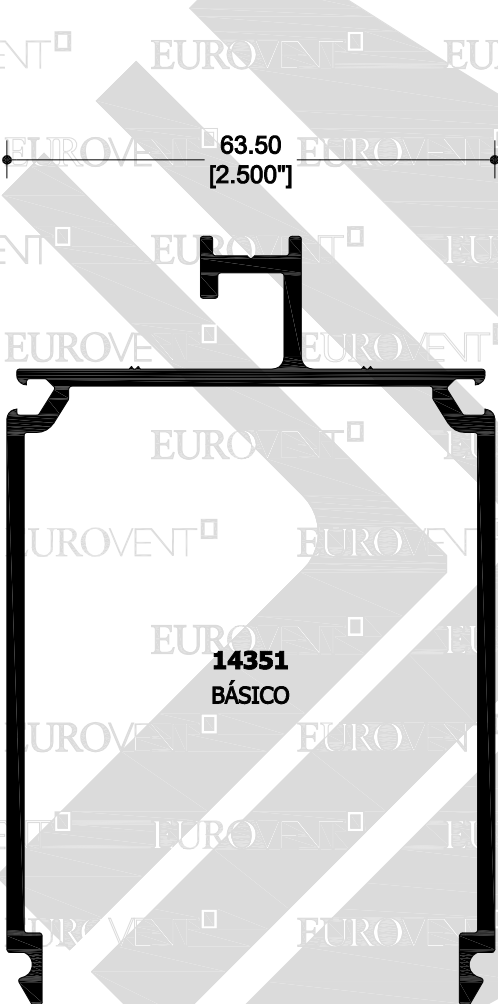
BATIENTE



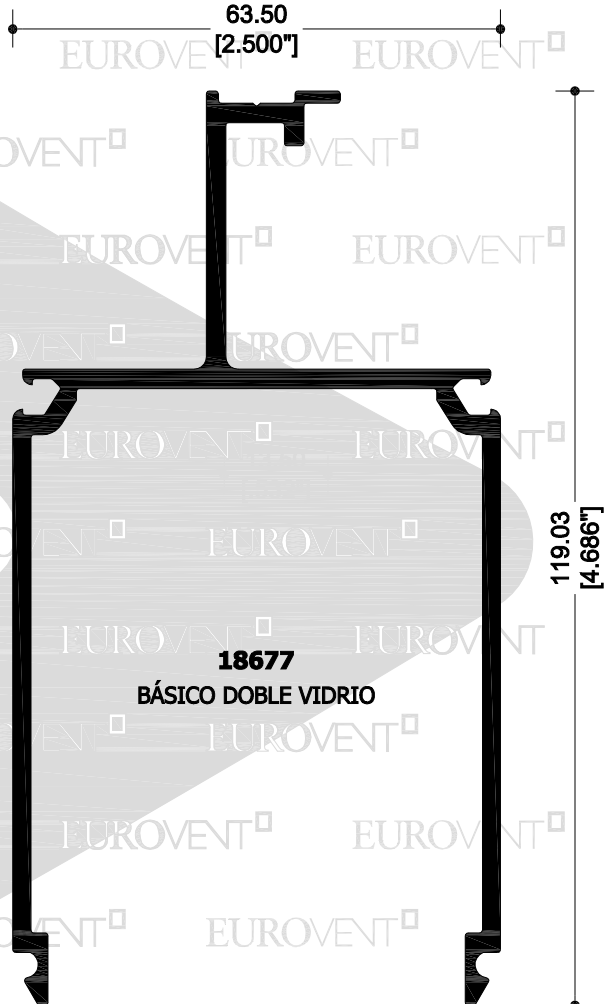
14349
TAPA PARA BÁSICO



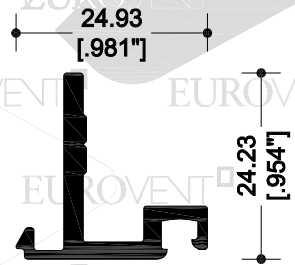
14350
MOLDURA DE UNIÓN



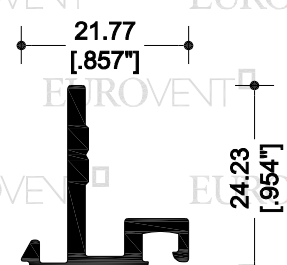
14351
BÁSICO



18677
BÁSICO DOBLE VIDRIO



61610
ADAPTADOR 6 mm.



18988
ADAPTADOR 9 mm.

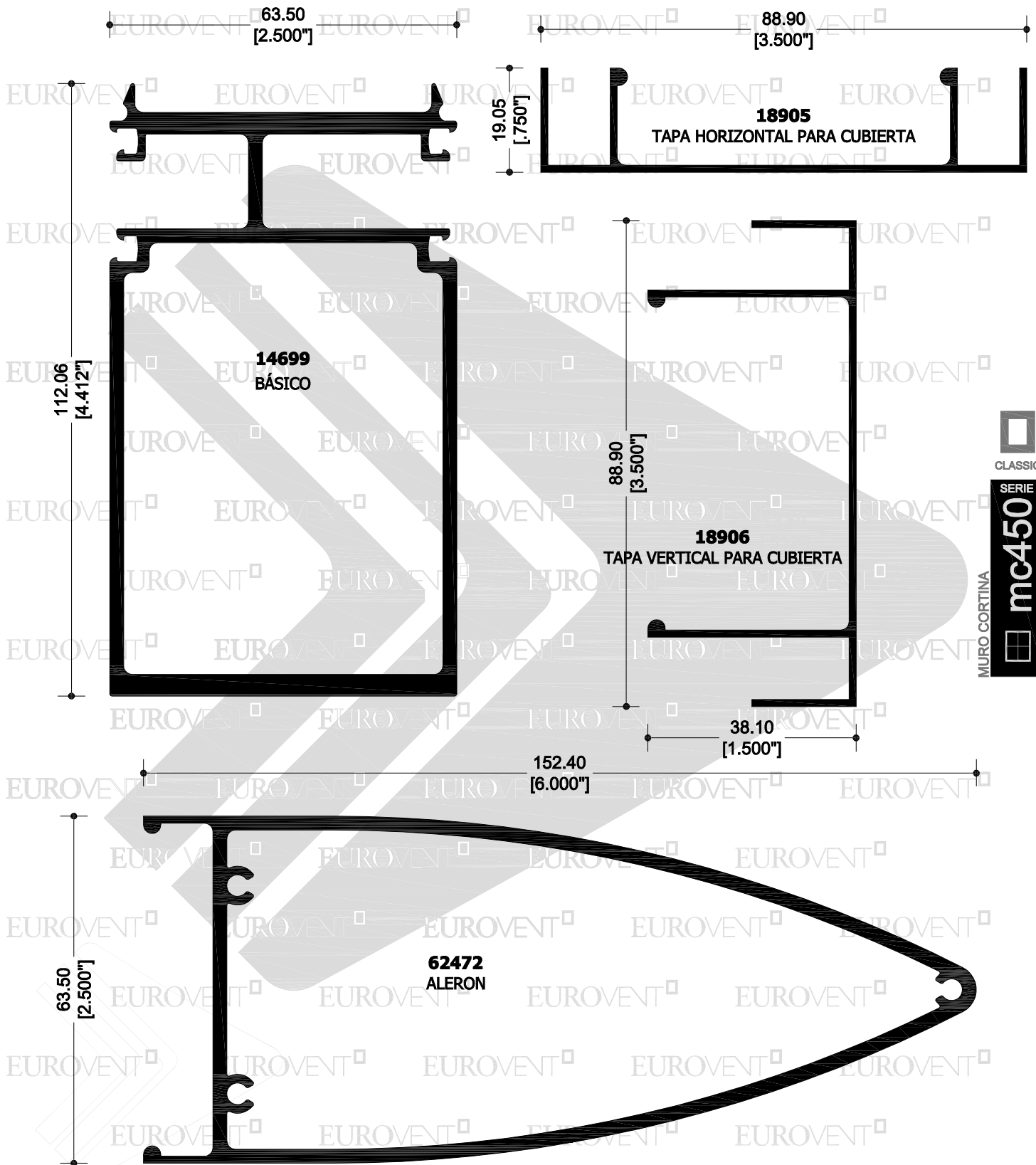
CLASSIC

SERIE

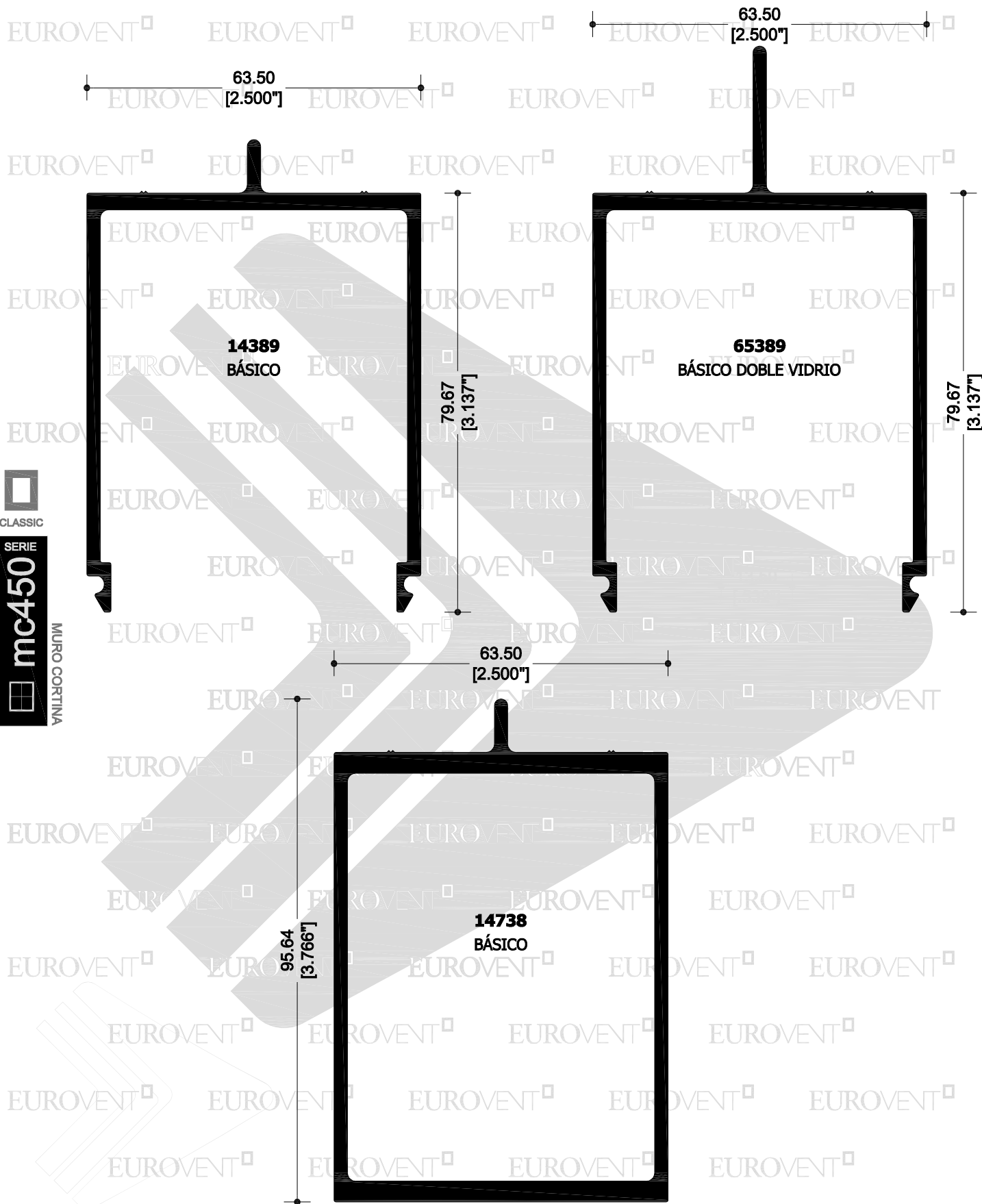
mc450

BATIENTE Y PROYECCION

EUROVENT[®] EUROVENT[®] EUROVENT[®] EUROVENT[®] EUROVENT[®]



CLASSIC
SERIE
mc450
MURO CORTINA



CLASSIC
SERIE
mc450
MURO CORTINA

EUROVENT[□] EUROVENT[□] EUROVENT[□] EUROVENT[□] EUROVENT[□]

EUROVENT[□] EUROVENT[□] EUROVENT[□] EUROVENT[□] EUROVENT[□]

EUROVENT[□] EUROVENT[□] EUROVENT[□] EUROVENT[□] EUROVENT[□]

EUROVENT[□] EUROVENT[□] EUROVENT[□] EUROVENT[□] EUROVENT[□]

EUROVENT[□] EUROVENT[□] EUROVENT[□] EUROVENT[□] EUROVENT[□]

EUROVENT[□] EUROVENT[□] EUROVENT[□] EUROVENT[□] EUROVENT[□]

EUROVENT[□] EUROVENT[□] EUROVENT[□] EUROVENT[□] EUROVENT[□]

EUROVENT[□] EUROVENT[□] EUROVENT[□] EUROVENT[□] EUROVENT[□]

EUROVENT[□] EUROVENT[□] EUROVENT[□] EUROVENT[□] EUROVENT[□]

EUROVENT[□] EUROVENT[□] EUROVENT[□] EUROVENT[□] EUROVENT[□]

63.50
[2.500"]

63.50
[2.500"]



14698
BÁSICO

160.17
[6.306"]



14739
BÁSICO

153.04
[6.025"]

CLASSIC
SERIE
mc450
MURO CORTINA

EUROVENT EUROVENT EUROVENT EUROVENT EUROVENT

63.50 [2.500"] 63.50 [2.500"]

EUROVENT EUROVENT EUROVENT EUROVENT EUROVENT

EUROVENT EUROVENT EUROVENT EUROVENT EUROVENT

EUROVENT EUROVENT EUROVENT EUROVENT EUROVENT

EUROVENT EUROVENT EUROVENT EUROVENT EUROVENT

EUROVENT EUROVENT EUROVENT EUROVENT EUROVENT

EUROVENT EUROVENT EUROVENT EUROVENT EUROVENT

EUROVENT EUROVENT EUROVENT EUROVENT EUROVENT

EUROVENT EUROVENT EUROVENT EUROVENT EUROVENT

EUROVENT EUROVENT EUROVENT EUROVENT EUROVENT

EUROVENT EUROVENT EUROVENT EUROVENT EUROVENT

EUROVENT EUROVENT EUROVENT EUROVENT EUROVENT

EUROVENT EUROVENT EUROVENT EUROVENT EUROVENT

EUROVENT EUROVENT EUROVENT EUROVENT EUROVENT

EUROVENT EUROVENT EUROVENT EUROVENT EUROVENT

EUROVENT EUROVENT EUROVENT EUROVENT EUROVENT

EUROVENT EUROVENT EUROVENT EUROVENT EUROVENT

EUROVENT EUROVENT EUROVENT EUROVENT EUROVENT

EUROVENT EUROVENT EUROVENT EUROVENT EUROVENT

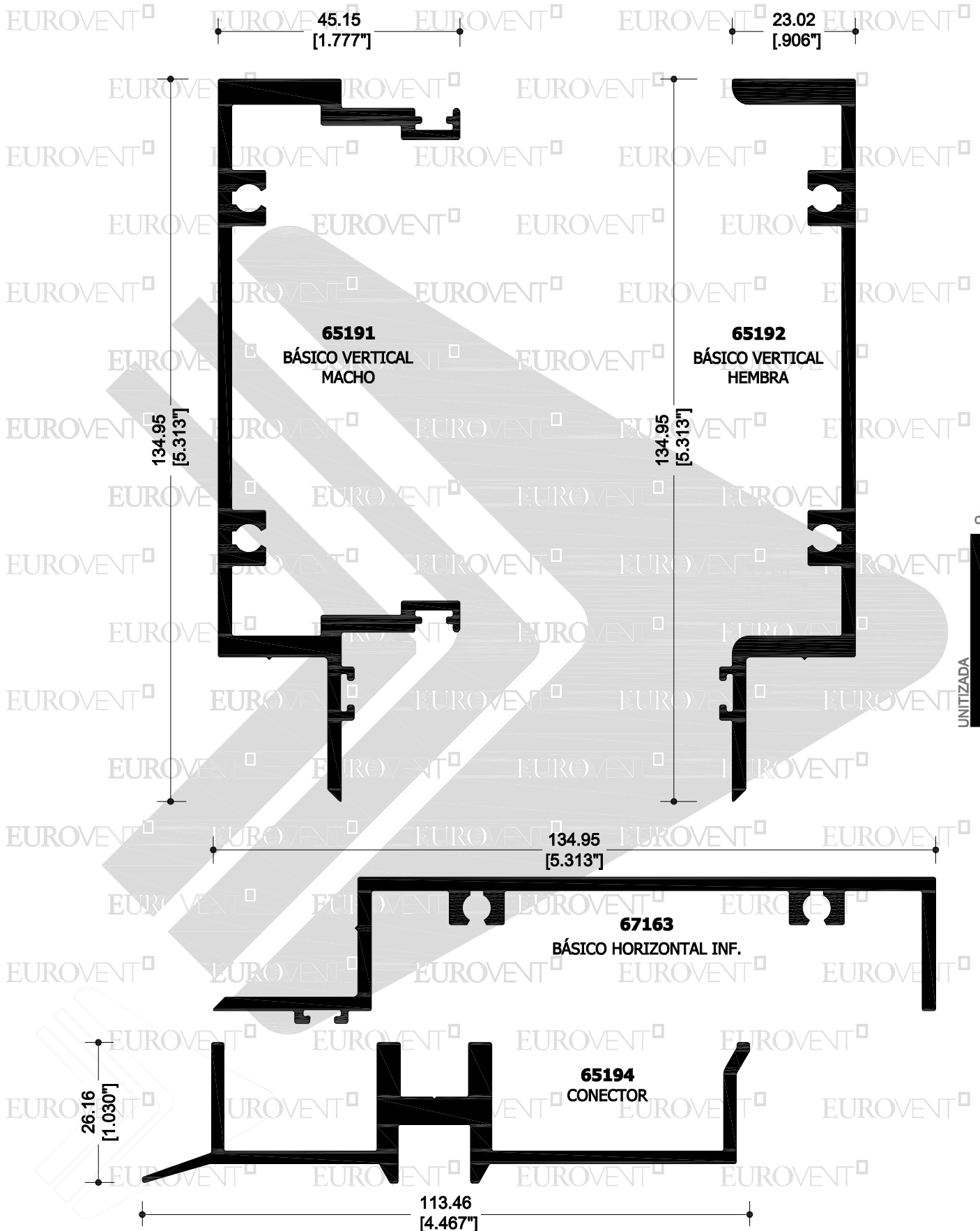
CLASSIC
SERIE
mc450
MURO CORTINA

61427
BÁSICO DOBLE
VIDRIO

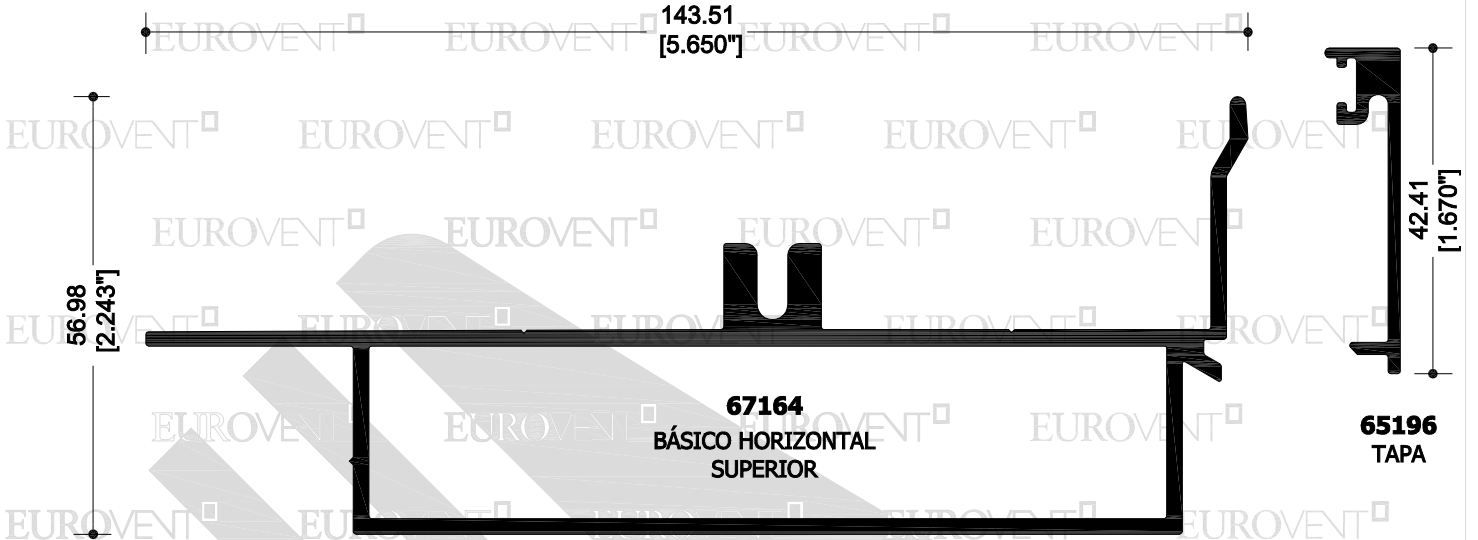
179.35
[7.061"]

61428
BÁSICO DOBLE
VIDRIO

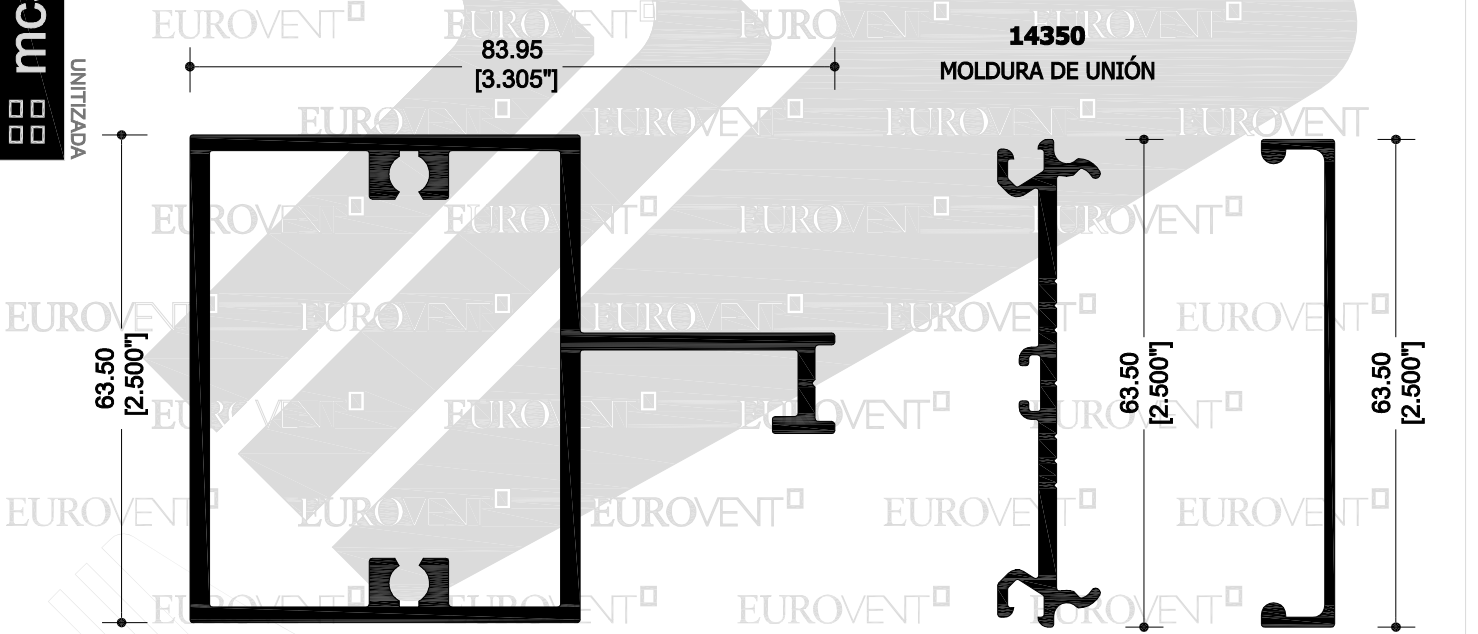
182.01
[7.166"]



EUROVENT[®] EUROVENT[®] EUROVENT[®] EUROVENT[®] EUROVENT[®]



EUROVENT[®] EUROVENT[®] EUROVENT[®] EUROVENT[®] EUROVENT[®]



EUROVENT[®] EUROVENT[®] EUROVENT[®] EUROVENT[®] EUROVENT[®]

CLASSIC

SERIE

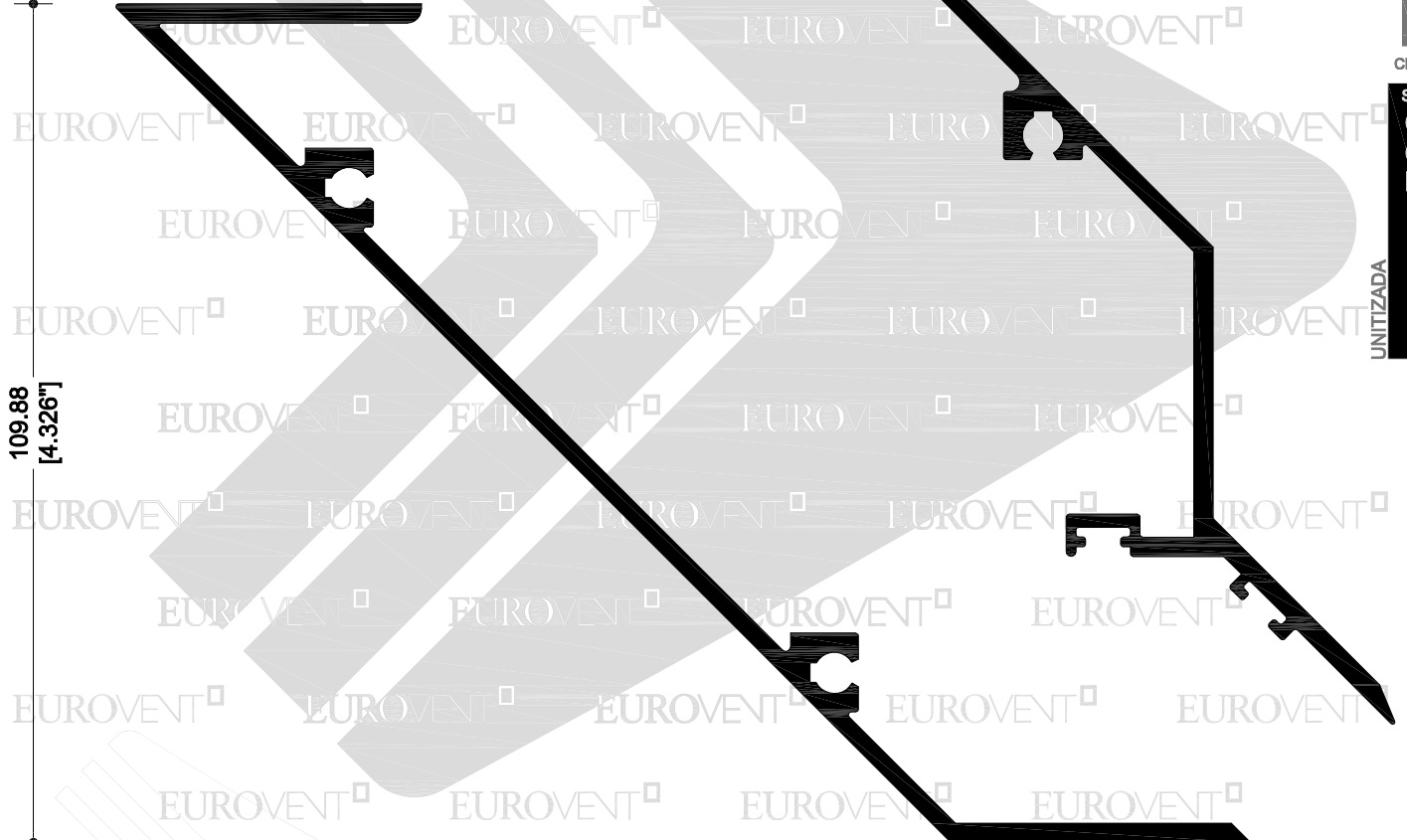
mc500

UNITIZADA

EUROVENT EUROVENT EUROVENT 109.20 [4.299"] EUROVENT EUROVENT



67430
VERTICAL ESQUINERO 90° DER.



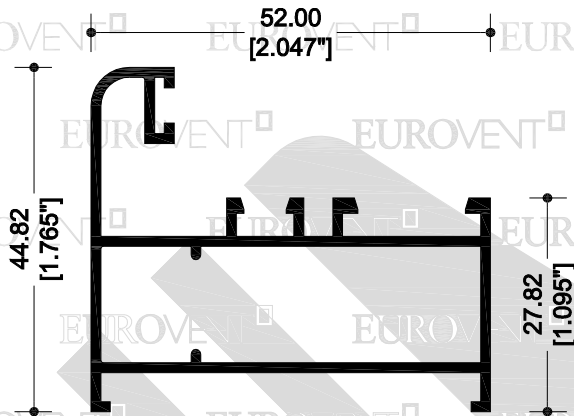
67429
VERTICAL ESQUINERO 90° IZQ.

CLASSIC
SERIE
mc500
UNITIZADA

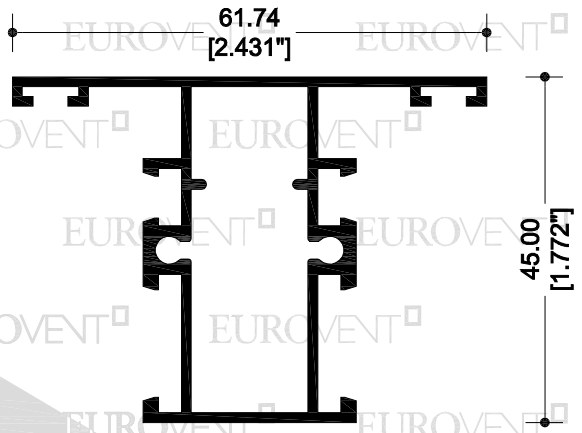
EUROVENT EUROVENT EUROVENT EUROVENT EUROVENT

EUROVENT EUROVENT EUROVENT EUROVENT

EUROVENT EUROVENT EUROVENT EUROVENT EUROVENT



62033
"L" CONTRAMARCO



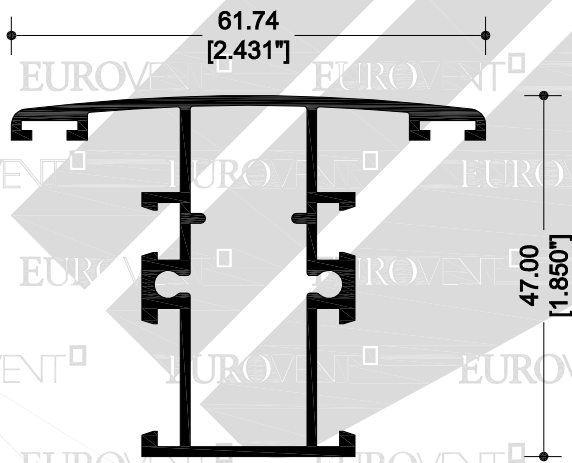
62041
INTERMEDIO CUADRÍCULA



SERIE

S45

FIJO



62028
"T" INTERMEDIO



62042
MOLDURA DE UNIÓN

EUROVENT EUROVENT EUROVENT EUROVENT EUROVENT

EUROVENT EUROVENT EUROVENT EUROVENT

EUROVENT EUROVENT EUROVENT EUROVENT EUROVENT

EUROVENT EUROVENT EUROVENT EUROVENT

EUROVENT EUROVENT EUROVENT EUROVENT

EUROVENT EUROVENT EUROVENT EUROVENT

EUROVENT EUROVENT EUROVENT EUROVENT

EUROVENT EUROVENT EUROVENT EUROVENT

EUROVENT EUROVENT EUROVENT EUROVENT

EUROVENT EUROVENT EUROVENT EUROVENT

EUROVENT EUROVENT EUROVENT EUROVENT

EUROVENT EUROVENT EUROVENT EUROVENT

EUROVENT EUROVENT EUROVENT EUROVENT

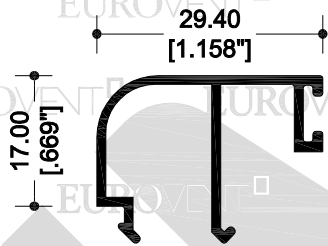
EUROVENT EUROVENT EUROVENT EUROVENT

EUROVENT EUROVENT EUROVENT EUROVENT

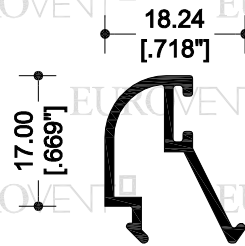
EUROVENT EUROVENT EUROVENT EUROVENT

EUROVENT EUROVENT EUROVENT EUROVENT

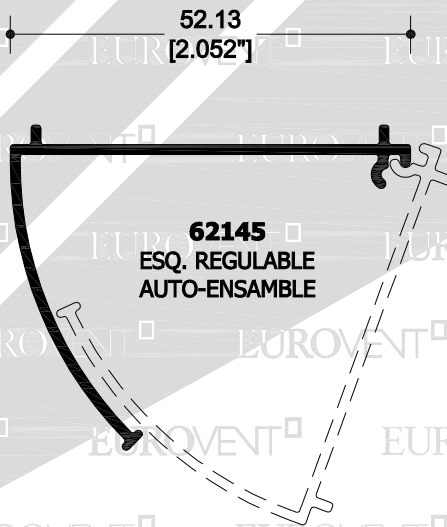
EUROVENT EUROVENT EUROVENT EUROVENT



62029
JUNQUILLO 6mm.



62030
JUNQUILLO 24mm.



62145
ESQ. REGULABLE
AUTO-ENSAMBLE

PREMIUM
SERIE

S45

FIJO

EUROVENT EUROVENT EUROVENT EUROVENT EUROVENT

EUROVENT EUROVENT EUROVENT EUROVENT EUROVENT

EUROVENT EUROVENT EUROVENT EUROVENT EUROVENT

EUROVENT EUROVENT EUROVENT EUROVENT EUROVENT

EUROVENT EUROVENT EUROVENT EUROVENT EUROVENT

EUROVENT EUROVENT EUROVENT EUROVENT EUROVENT

EUROVENT EUROVENT EUROVENT EUROVENT EUROVENT

EUROVENT EUROVENT EUROVENT EUROVENT EUROVENT

EUROVENT EUROVENT EUROVENT EUROVENT EUROVENT

EUROVENT EUROVENT EUROVENT EUROVENT EUROVENT

EUROVENT EUROVENT EUROVENT EUROVENT EUROVENT

EUROVENT EUROVENT EUROVENT EUROVENT EUROVENT

EUROVENT EUROVENT EUROVENT EUROVENT EUROVENT

EUROVENT EUROVENT EUROVENT EUROVENT EUROVENT

EUROVENT EUROVENT EUROVENT EUROVENT EUROVENT

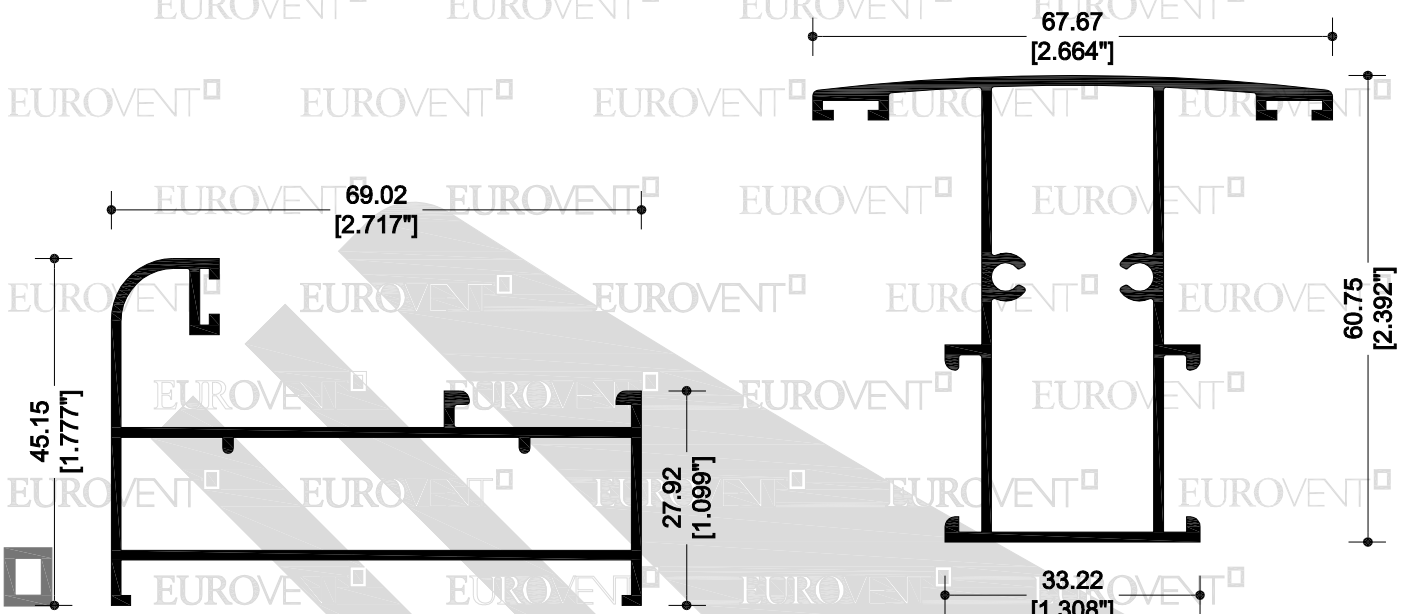
EUROVENT EUROVENT EUROVENT EUROVENT EUROVENT

EUROVENT EUROVENT EUROVENT EUROVENT EUROVENT

EUROVENT EUROVENT EUROVENT EUROVENT EUROVENT

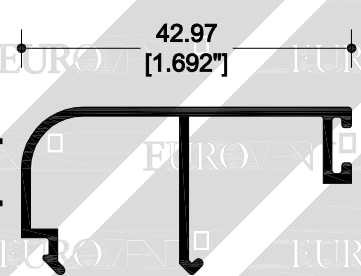
EUROVENT EUROVENT EUROVENT EUROVENT EUROVENT

EUROVENT EUROVENT EUROVENT EUROVENT EUROVENT

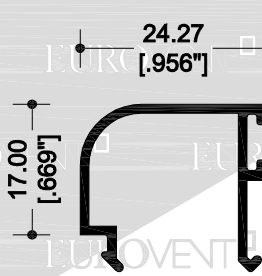


62020
ESCALONADO


62021
INTERMEDIO



62022
JUNQUILLO 6mm.



62023
JUNQUILLO 24mm.



62012
MOLDURA DE UNIÓN

PREMIUM

SERIE

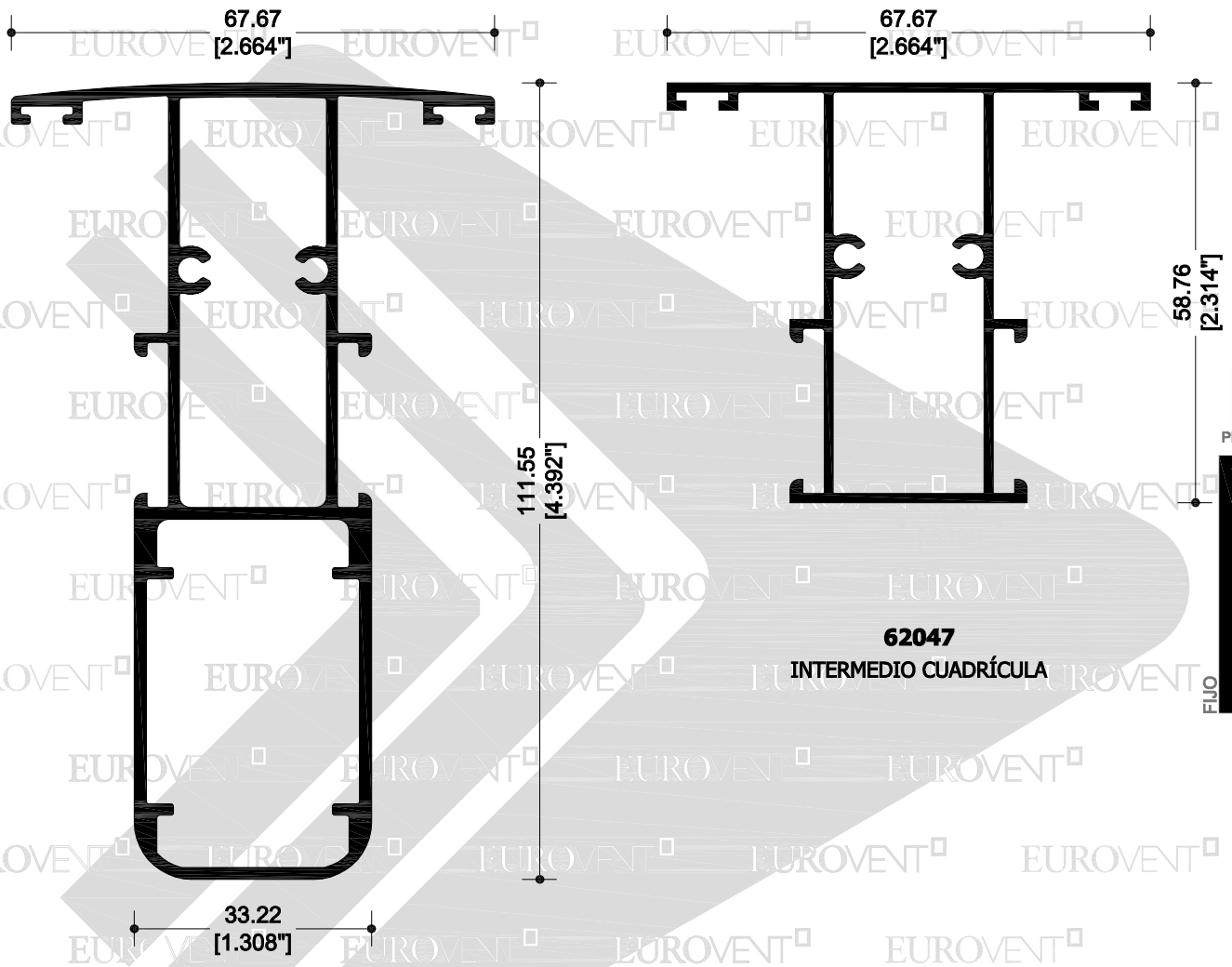
S80

FUO

EUROVENT[□] EUROVENT[□] EUROVENT[□] EUROVENT[□] EUROVENT[□]

EUROVENT[□] EUROVENT[□] EUROVENT[□] EUROVENT[□]

EUROVENT[□] EUROVENT[□] EUROVENT[□] EUROVENT[□] EUROVENT[□]



62024
INTERMEDIO REFORZADO

62047
INTERMEDIO CUADRÍCULA

PREMIUM
SERIE

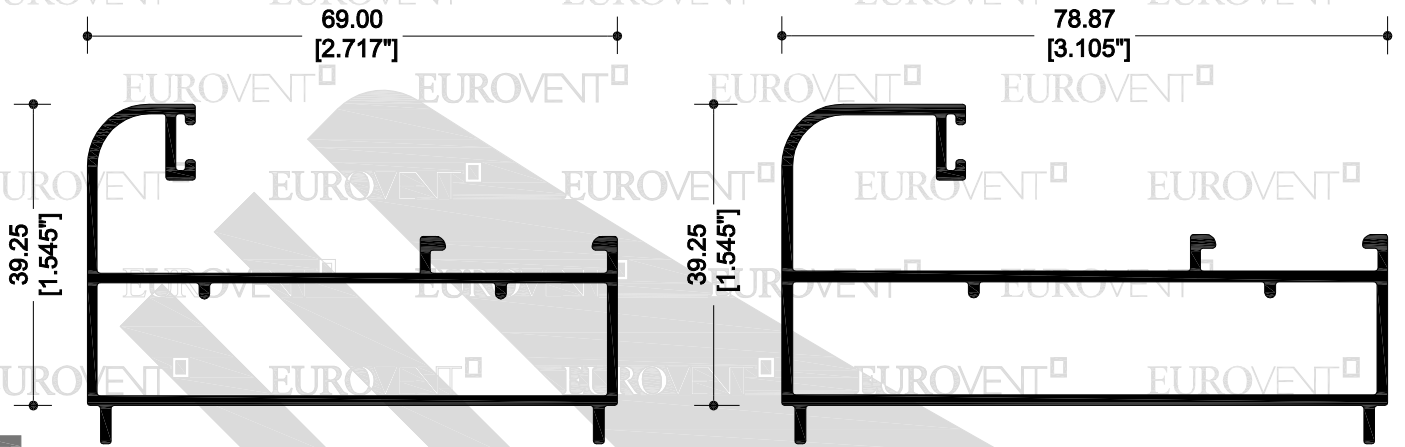
S80

FIJO

EUROVENT EUROVENT EUROVENT EUROVENT EUROVENT

EUROVENT EUROVENT EUROVENT EUROVENT

EUROVENT EUROVENT EUROVENT EUROVENT EUROVENT

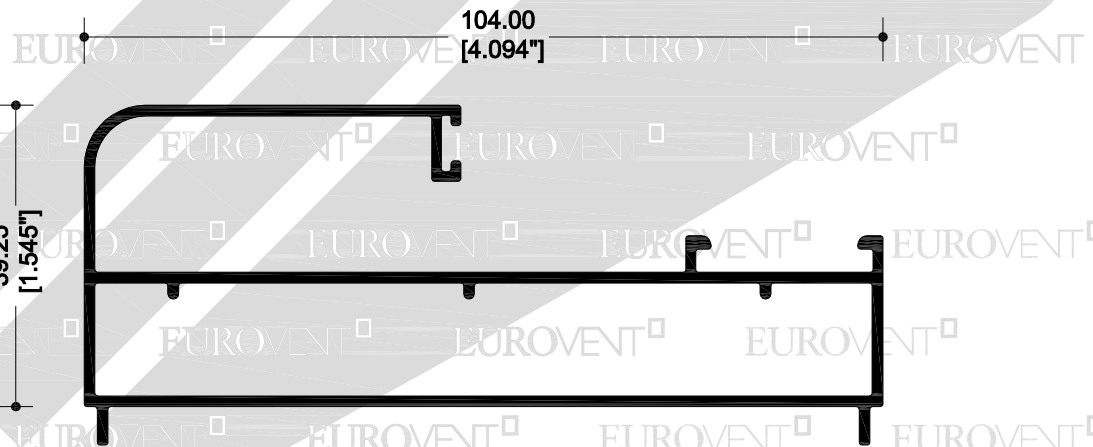


62092
ESCALONADO 2 VIAS

62093
ESCALONADO 2 VIAS +
MOSQUITERO

PREMIUM
SERIE
S80
FIJO

EUROVENT EUROVENT EUROVENT EUROVENT

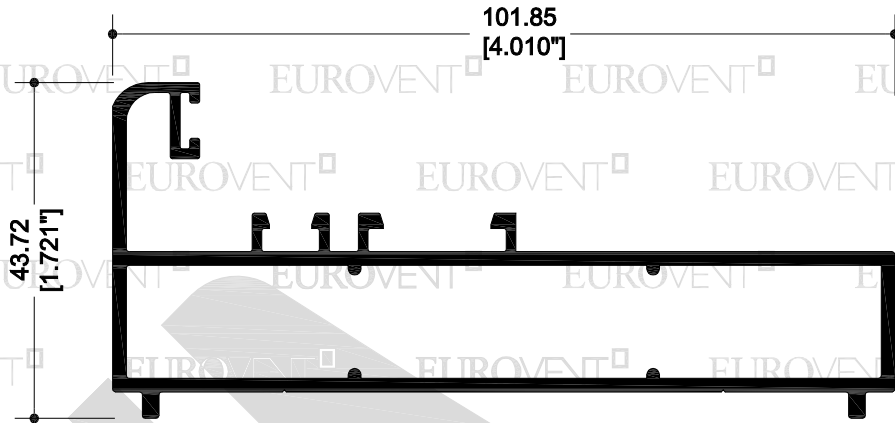


62094
ESCALONADO 3 VIAS

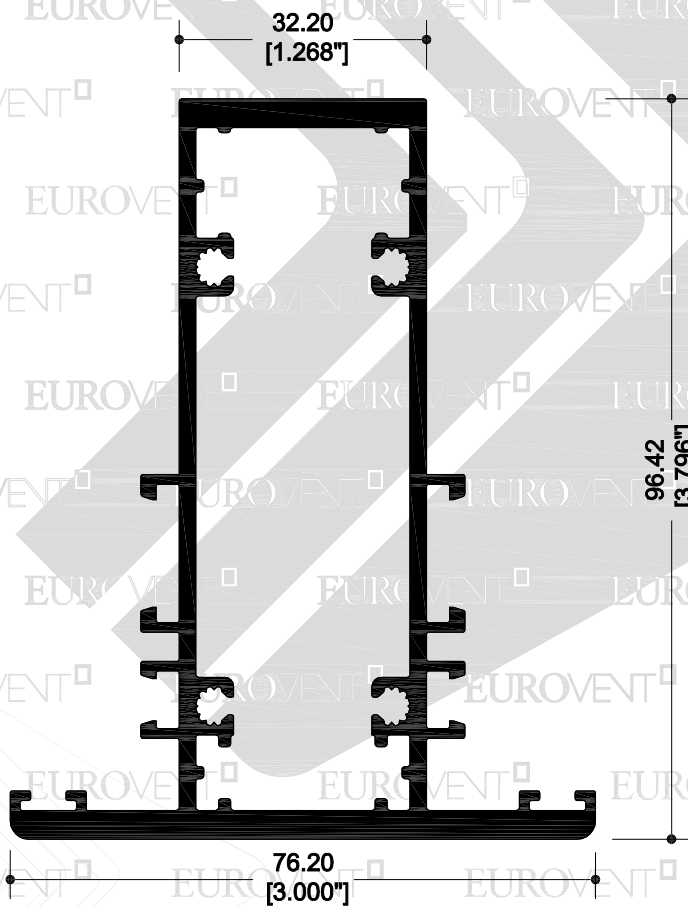
EUROVENT EUROVENT EUROVENT EUROVENT

EUROVENT EUROVENT EUROVENT EUROVENT

EUROVENT EUROVENT EUROVENT EUROVENT



67734
CONTRAMARCO



67735
INTERMEDIO PARA
FIJO

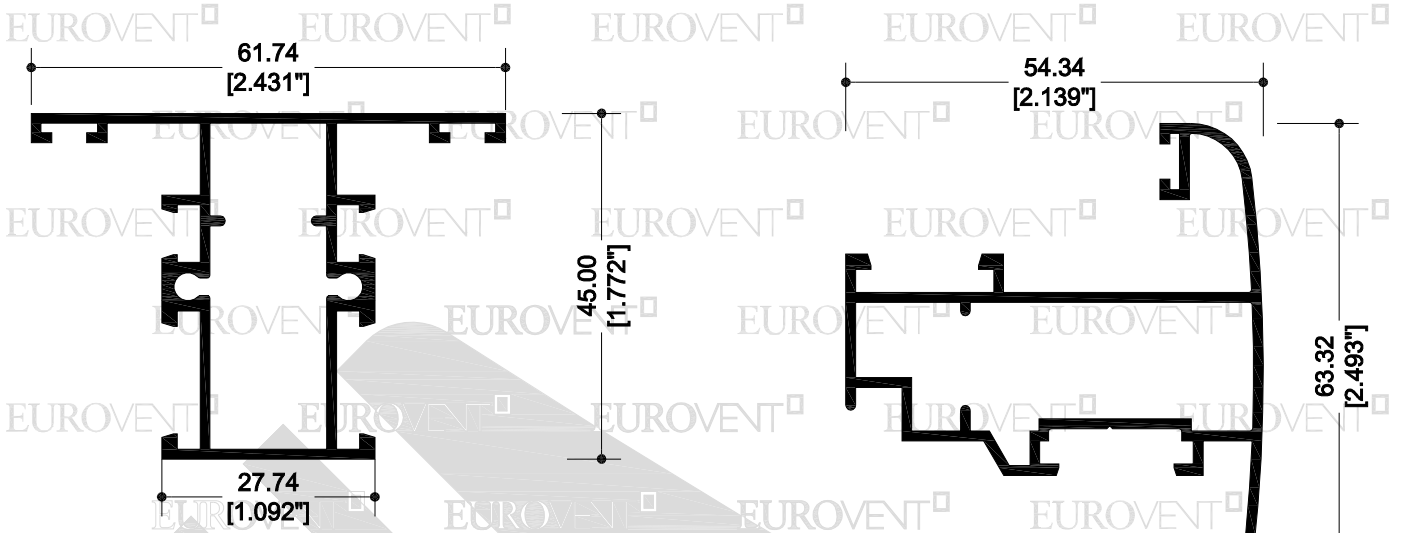


67712
REFUERZO PARA
INTERMEDIO



S150

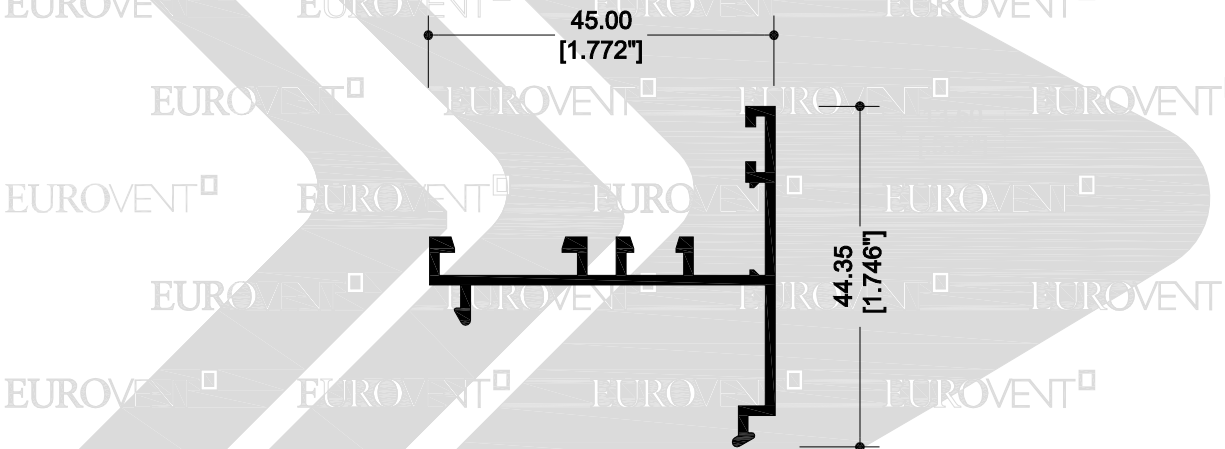
FIJO



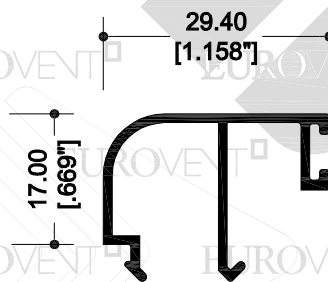
62041
INTERMEDIO
CUADRICULA

62026
" T " APERTURA
EXTERIOR

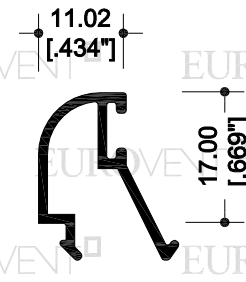
PREMIUM
SERIE
S150
FIJO



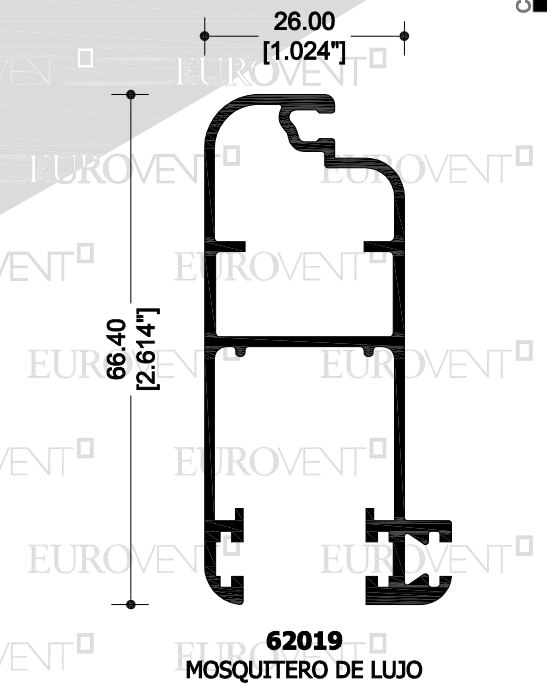
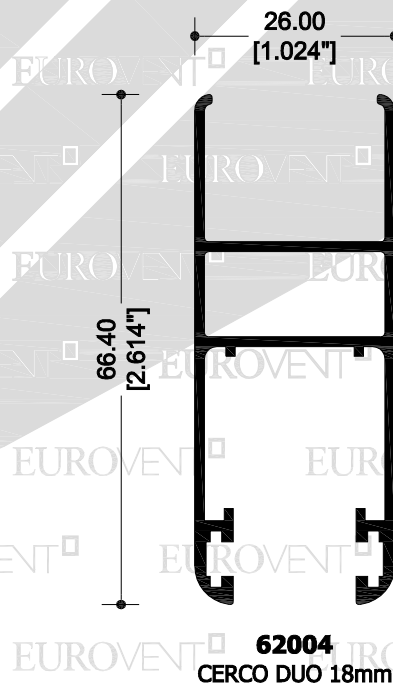
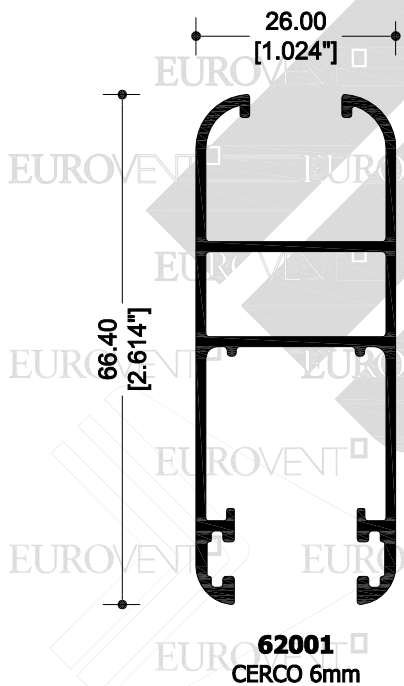
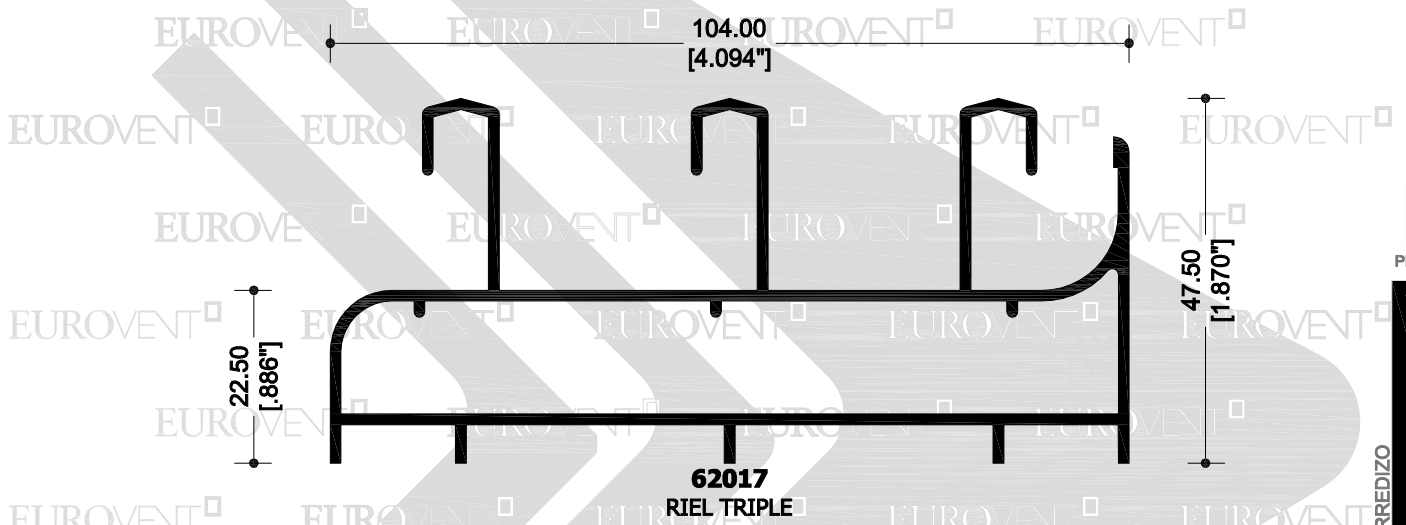
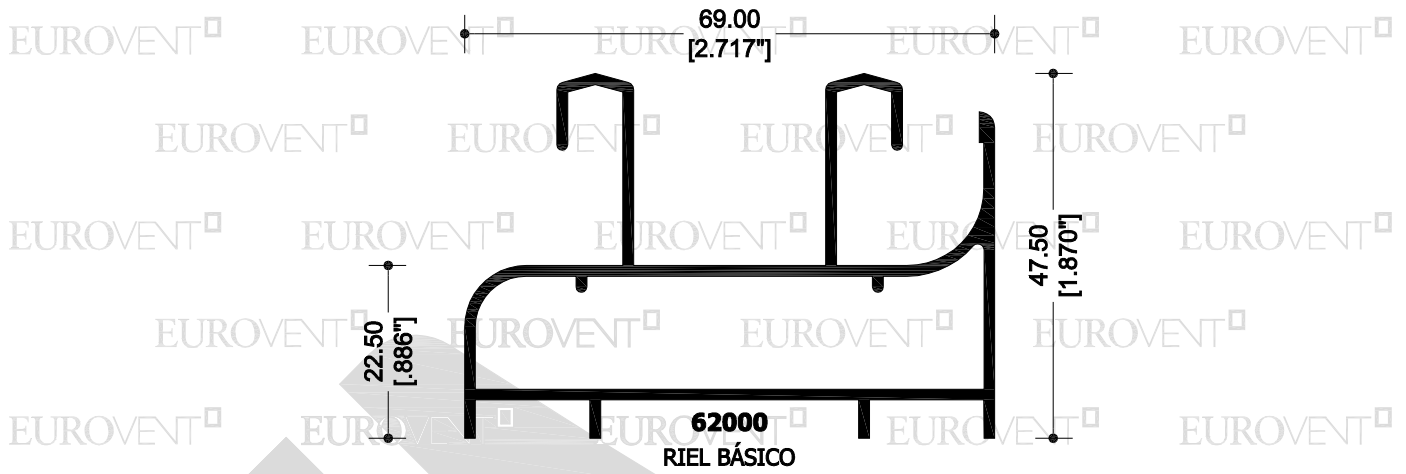
62032
CONVERTIDOR



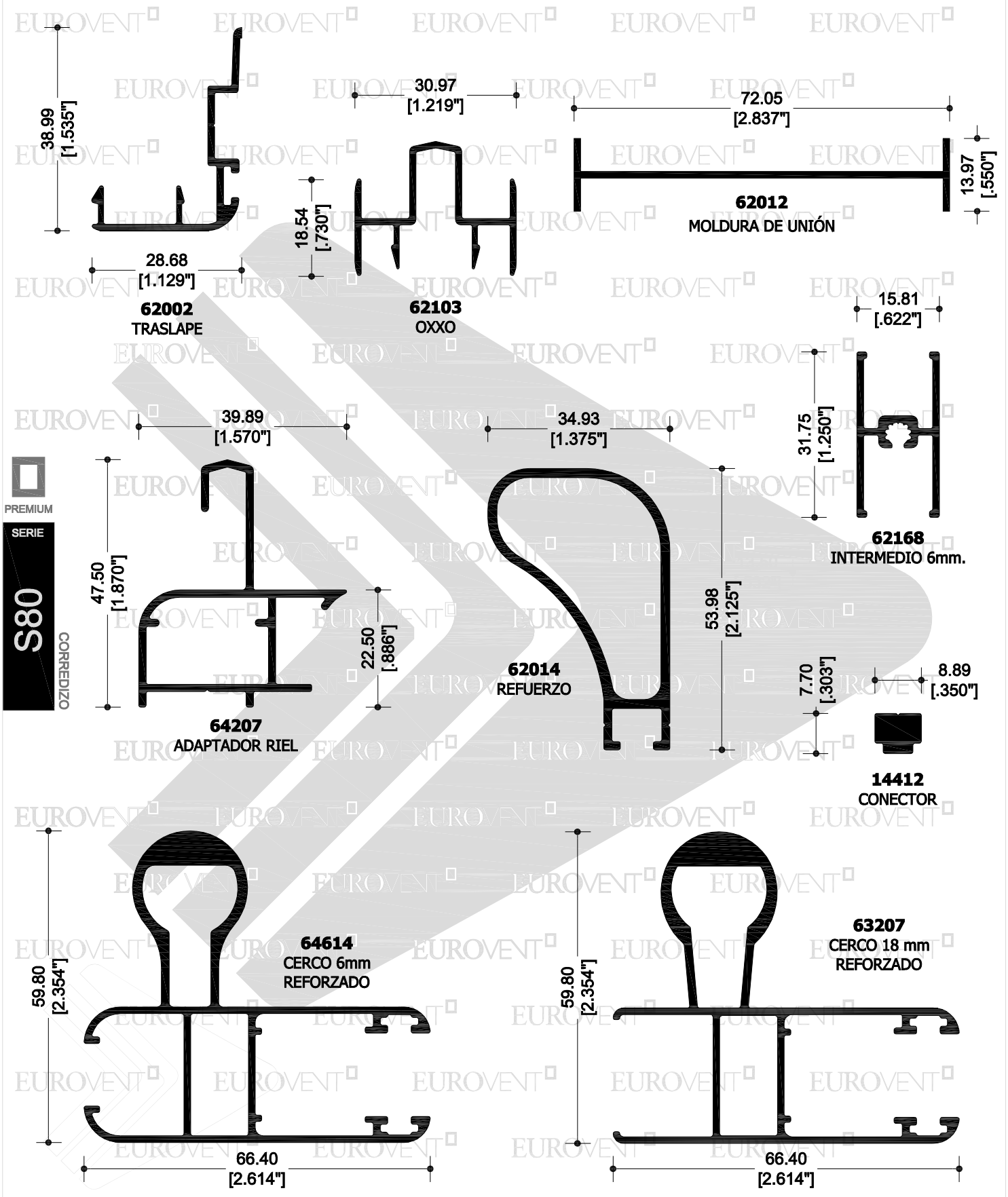
62029
JUNQUILLO 6MM



62030
JUNQUILLO 24MM



PREMIUM
SERIE
S80
CORREDIZO



PREMIUM
 SERIE
S80
 CORREDIZO

EUROVENT[□] EUROVENT[□] EUROVENT[□] EUROVENT[□] EUROVENT[□]

EUROVENT[□] EUROVENT[□] EUROVENT[□] EUROVENT[□] EUROVENT[□]

EUROVENT[□] EUROVENT[□] EUROVENT[□] EUROVENT[□] EUROVENT[□]

EUROVENT[□] EUROVENT[□] EUROVENT[□] EUROVENT[□] EUROVENT[□]

EUROVENT[□] EUROVENT[□] EUROVENT[□] EUROVENT[□] EUROVENT[□]

EUROVENT[□] EUROVENT[□] EUROVENT[□] EUROVENT[□] EUROVENT[□]

EUROVENT[□] EUROVENT[□] EUROVENT[□] EUROVENT[□] EUROVENT[□]

EUROVENT[□] EUROVENT[□] EUROVENT[□] EUROVENT[□] EUROVENT[□]

EUROVENT[□] EUROVENT[□] EUROVENT[□] EUROVENT[□] EUROVENT[□]

EUROVENT[□] EUROVENT[□] EUROVENT[□] EUROVENT[□] EUROVENT[□]

EUROVENT[□] EUROVENT[□] EUROVENT[□] EUROVENT[□] EUROVENT[□]

EUROVENT[□] EUROVENT[□] EUROVENT[□] EUROVENT[□] EUROVENT[□]

EUROVENT[□] EUROVENT[□] EUROVENT[□] EUROVENT[□] EUROVENT[□]

EUROVENT[□] EUROVENT[□] EUROVENT[□] EUROVENT[□] EUROVENT[□]

EUROVENT[□] EUROVENT[□] EUROVENT[□] EUROVENT[□] EUROVENT[□]

EUROVENT[□] EUROVENT[□] EUROVENT[□] EUROVENT[□] EUROVENT[□]

EUROVENT[□] EUROVENT[□] EUROVENT[□] EUROVENT[□] EUROVENT[□]

EUROVENT[□] EUROVENT[□] EUROVENT[□] EUROVENT[□] EUROVENT[□]

EUROVENT[□] EUROVENT[□] EUROVENT[□] EUROVENT[□] EUROVENT[□]

101.85
[4.010"]

25.17
[.991"]

50.13
[1.974"]

62052
RIEL DOBLE

154.69
[6.090"]

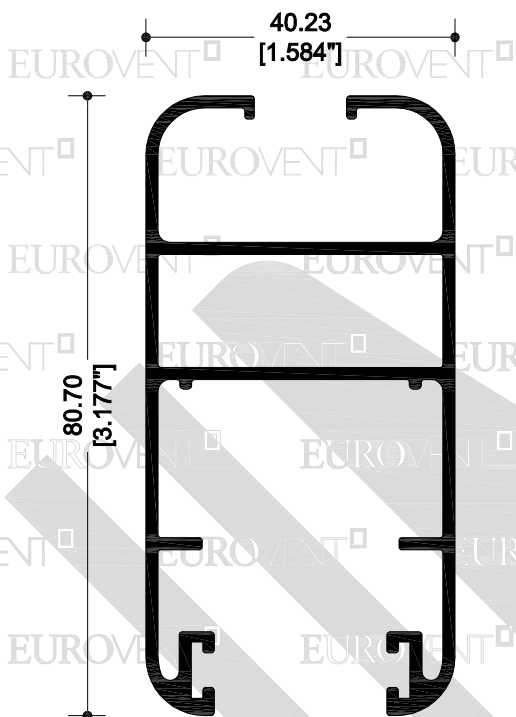
25.82
[1.017"]

50.89
[2.004"]

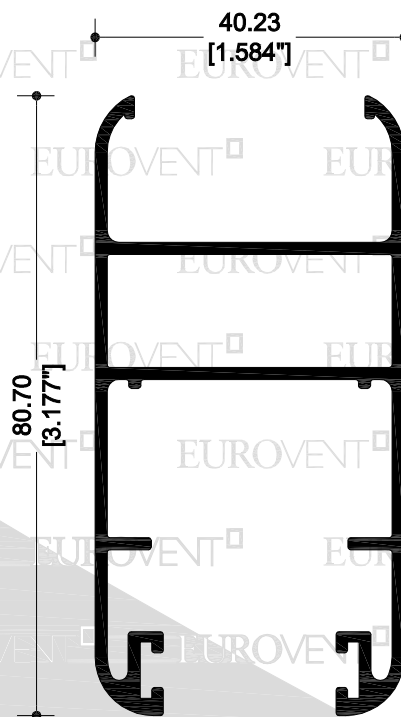
62054
RIEL TRIPLE

PREMIUM
SERIE
S150
CORREDIZO

EUROVENT EUROVENT EUROVENT EUROVENT EUROVENT

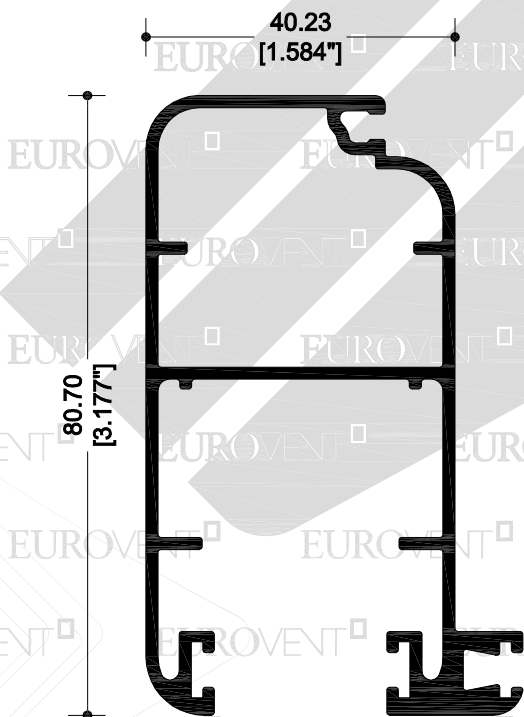


62055
CERCO 6mm

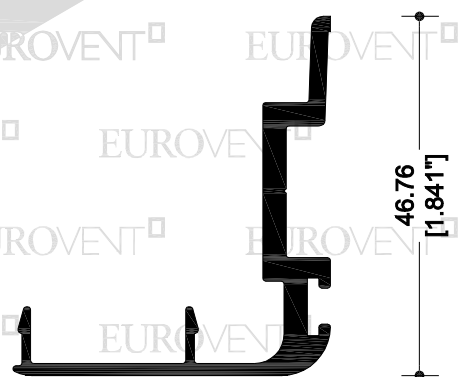


62056
CERCO DOBLE VIDRIO 24mm

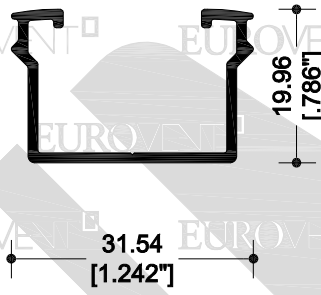
PREMIUM
SERIE
S150
CORREDIZO



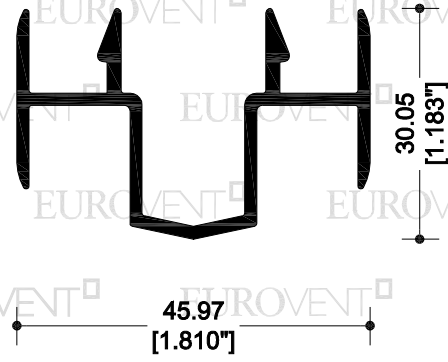
62057
MOSQUITERO



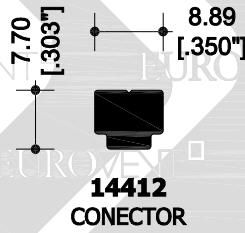
62058
TARASLAPE




62060
ADAPTADOR CRISTAL 9mm.



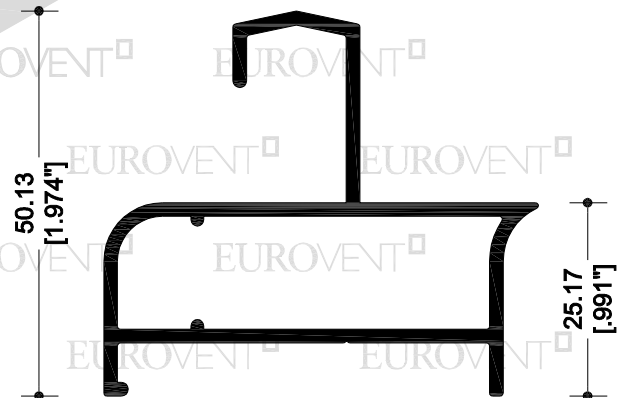
64206
ADAPTADOR OXXO



14412
CONECTOR

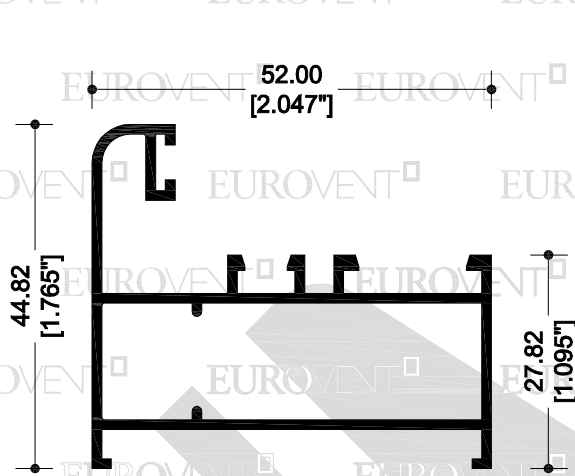


62014
REFUERZO

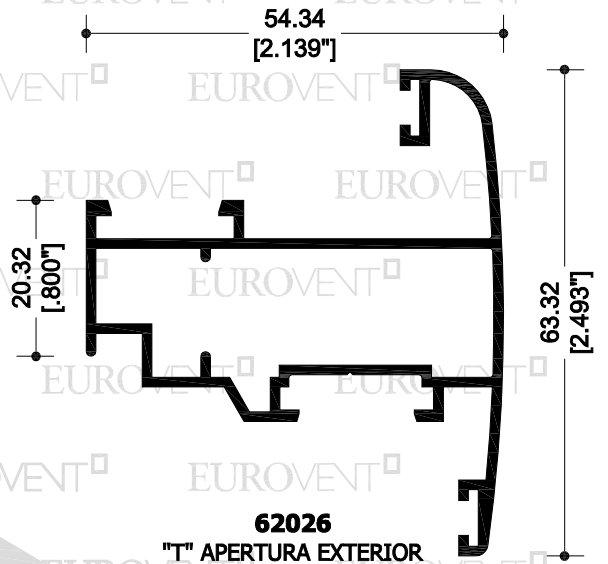


62091
ADAPTADOR RIEL

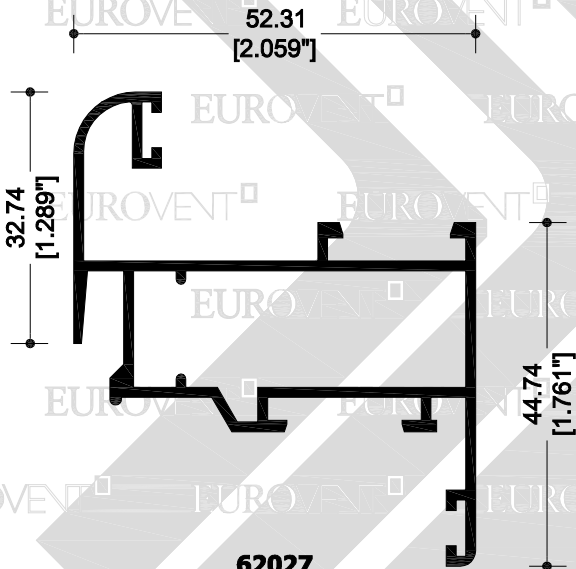
PREMIUM
SERIE
S150
CORREDIZO



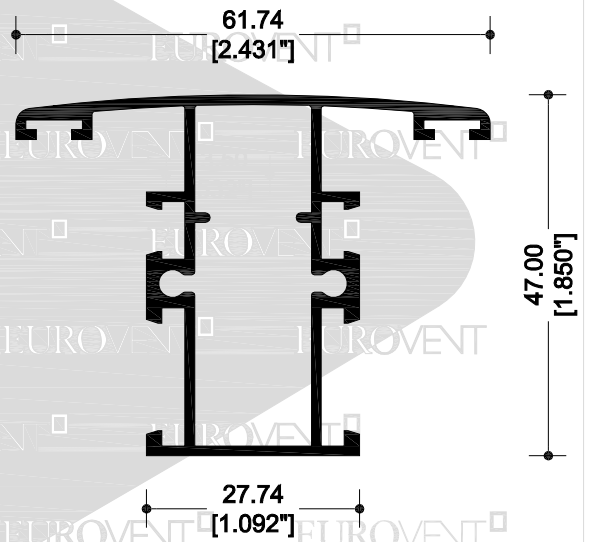
62033
"L" CONTRAMARCO



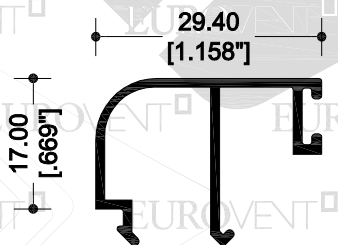
62026
"T" APERTURA EXTERIOR



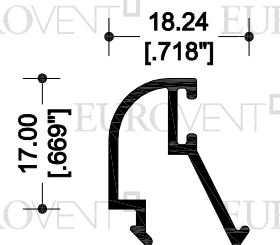
62027
"Z" APERTURA INTERIOR



62028
"T" INTERMEDIO



62029
JUNQUILLO 6mm.



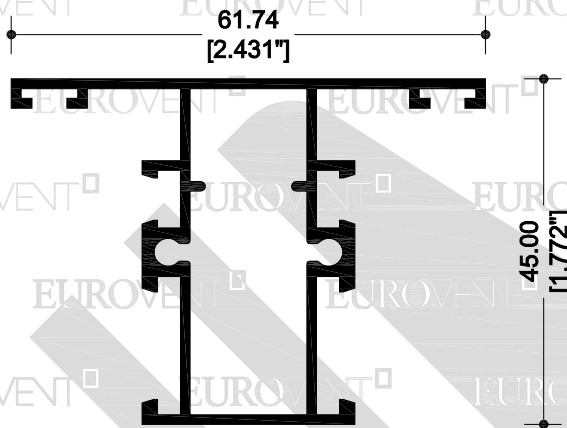
62030
JUNQUILLO 24mm.

PREMIUM
SERIE
S45
VENTANA

EUROVENT[□] EUROVENT[□] EUROVENT[□] EUROVENT[□] EUROVENT[□]

EUROVENT[□] EUROVENT[□] EUROVENT[□] EUROVENT[□]

EUROVENT[□] EUROVENT[□] EUROVENT[□] EUROVENT[□] EUROVENT[□]



61.74
[2.431\"]

45.00
[1.772\"]

19.51
[.768\"]

4.50
[.177\"]

45050
PLETINA

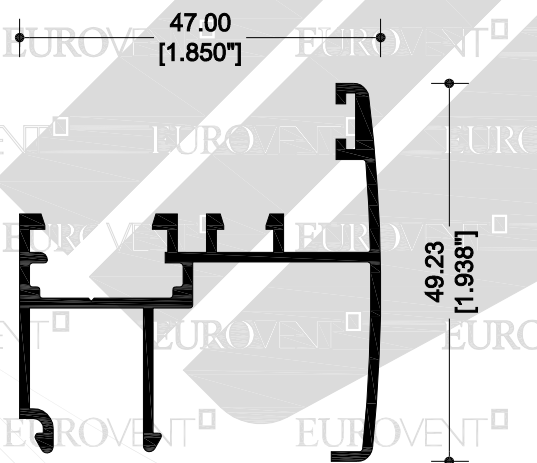
27.74
[1.092\"]

62041
INTERMEDIO CUADRÍCULA

PREMIUM
SERIE

S45

VENTANA

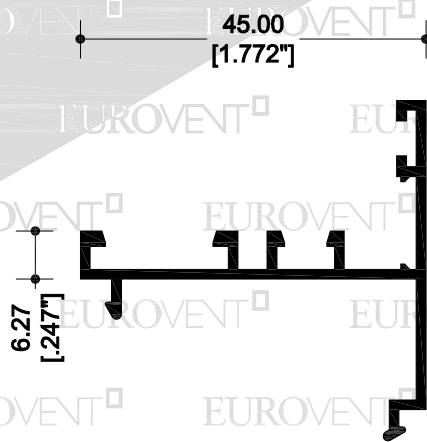


47.00
[1.850\"]

49.23
[1.938\"]

26.64
[1.049\"]

62031
INTERMEDIO MOVIL



45.00
[1.772\"]

6.27
[.247\"]

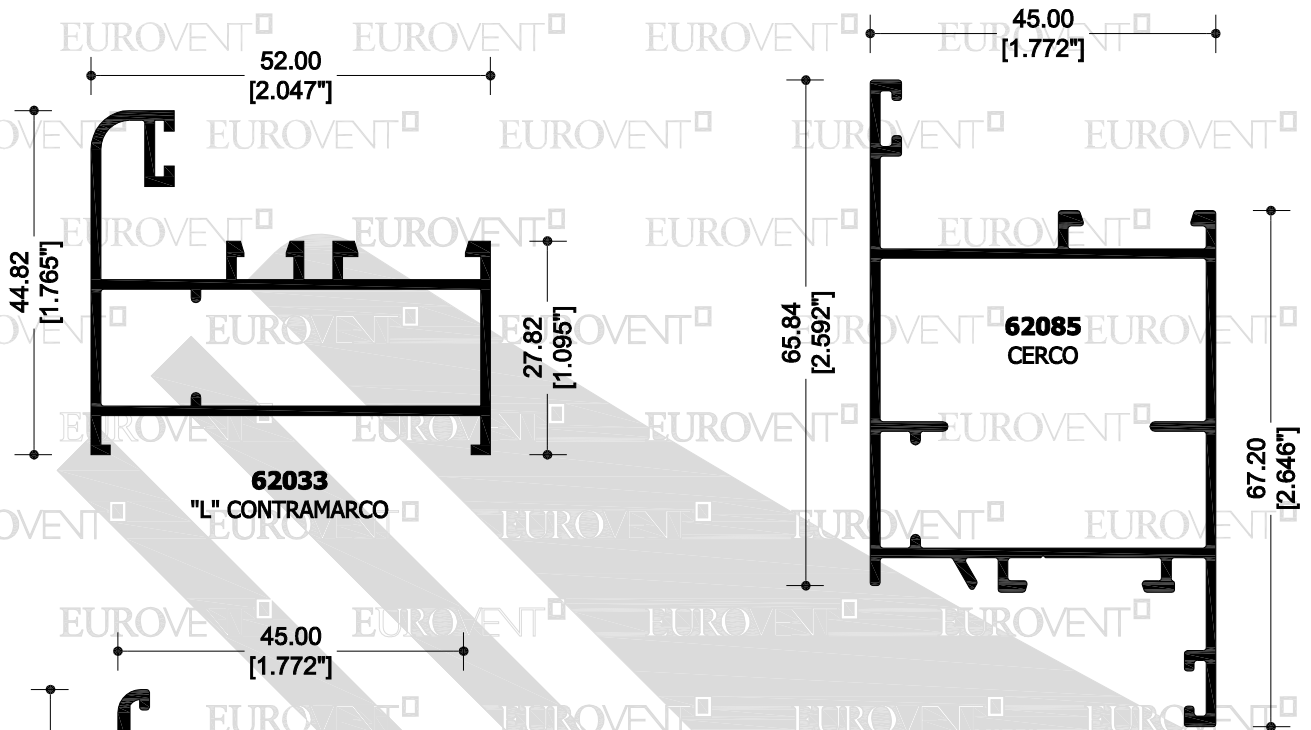
40.27
[1.585\"]

62032
CONVERTIDOR

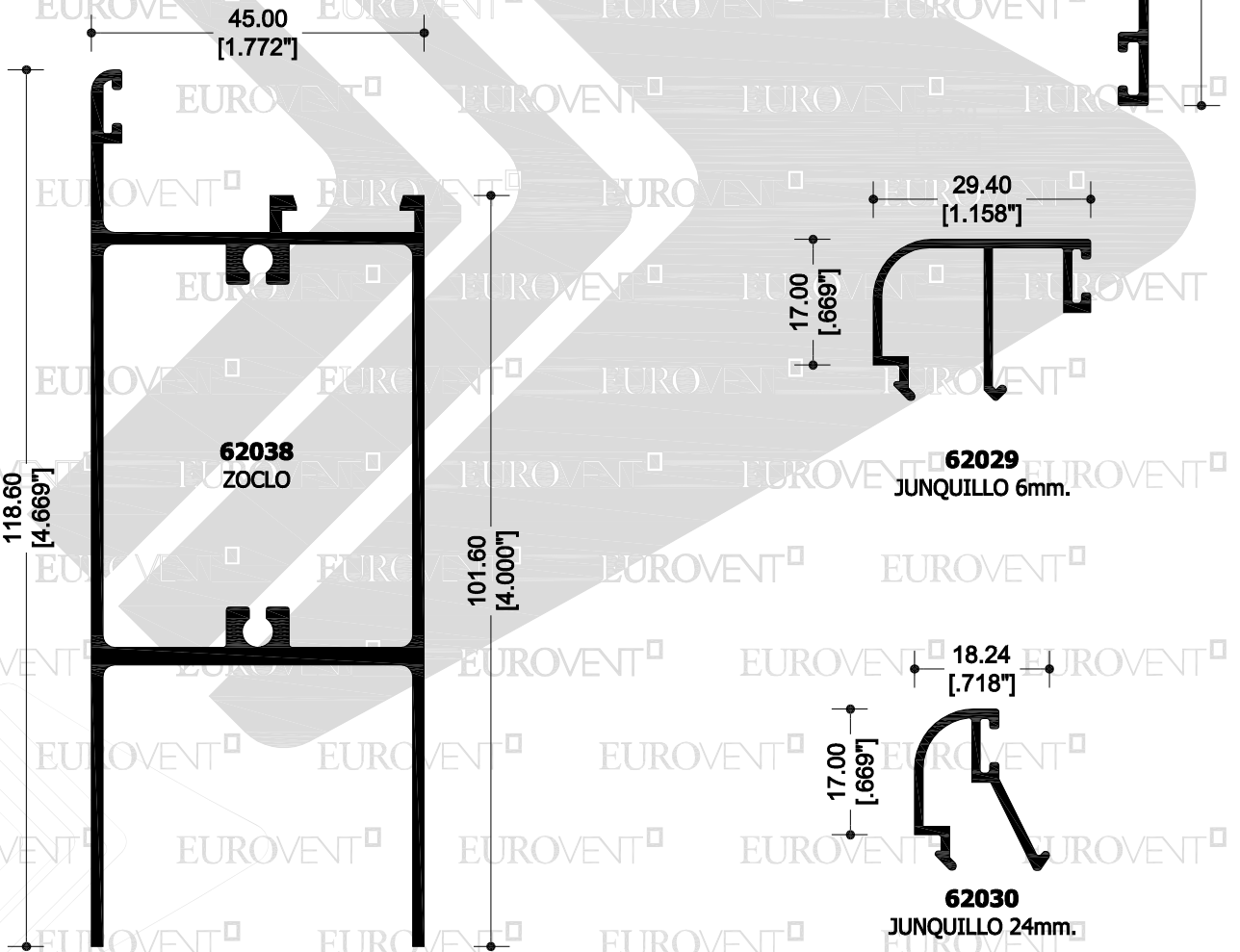
EUROVENT[□] EUROVENT[□] EUROVENT[□] EUROVENT[□] EUROVENT[□]

EUROVENT[□] EUROVENT[□] EUROVENT[□] EUROVENT[□] EUROVENT[□]

EUROVENT EUROVENT EUROVENT EUROVENT EUROVENT



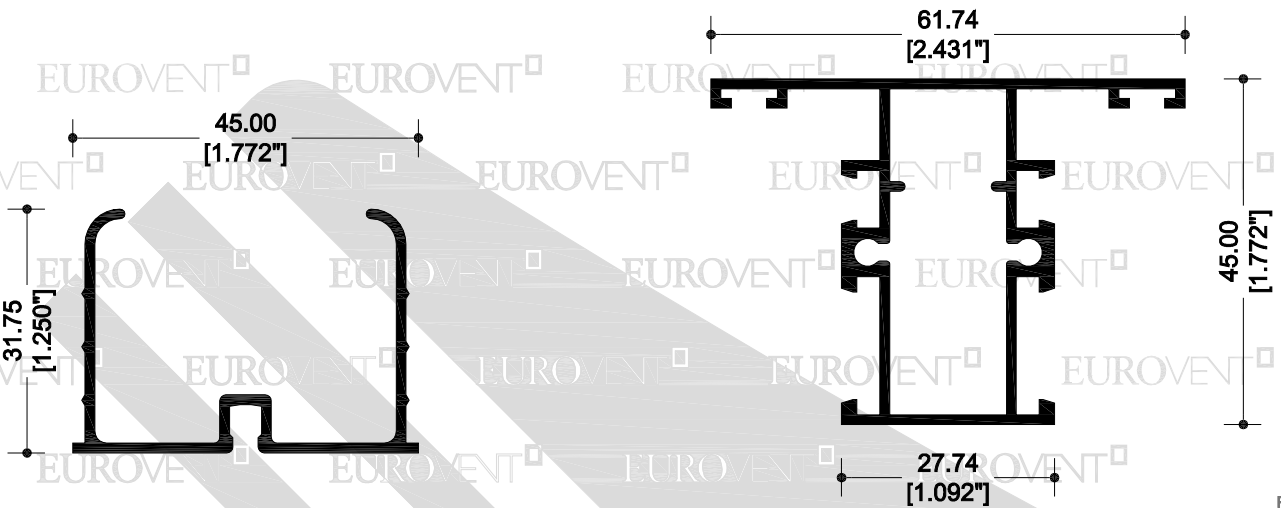
PREMIUM
SERIE
S45
PUERTA



EUROVENT[®] EUROVENT[®] EUROVENT[®] EUROVENT[®] EUROVENT[®]

EUROVENT[®] EUROVENT[®] EUROVENT[®] EUROVENT[®]

EUROVENT[®] EUROVENT[®] EUROVENT[®] EUROVENT[®] EUROVENT[®]



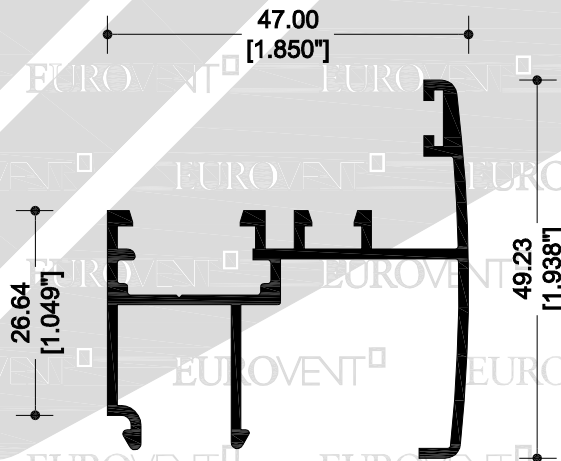
62040
SELO DE HERMETICIDAD

62041
INTERMEDIO CUADRÍCULA

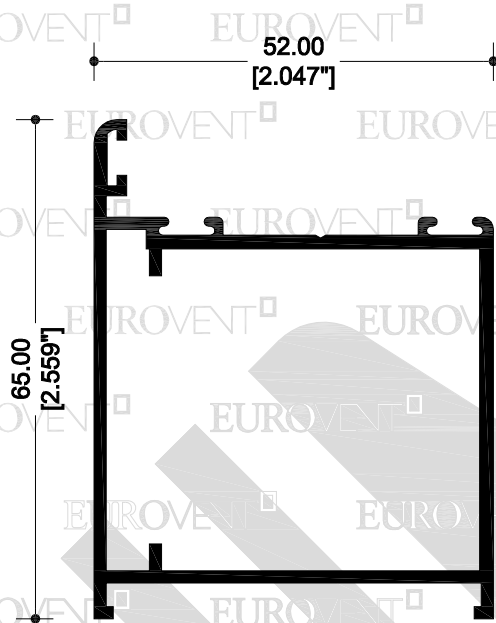
PREMIUM
SERIE

S45

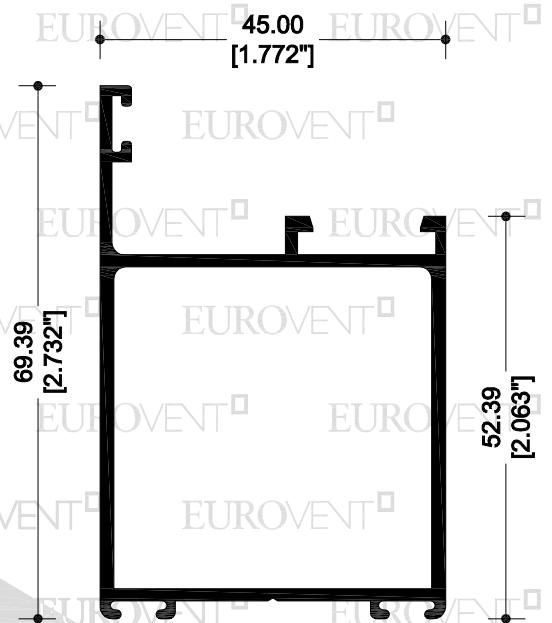
PUERTA



62031
INTERMEDIO MÓVIL



62035
BATTIENTE



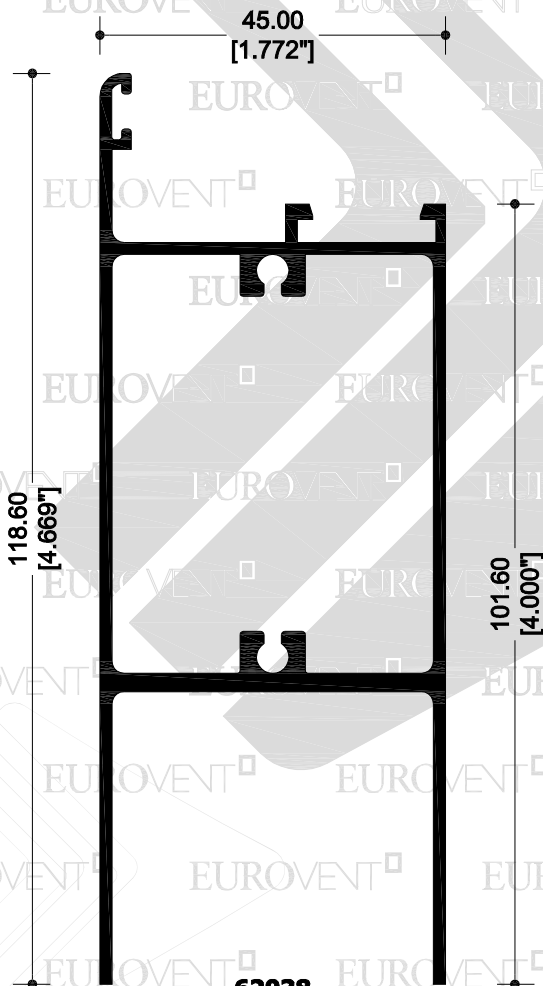
62046
CERCO CHAPA



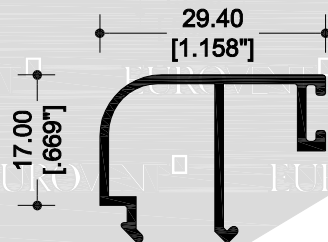
PREMIUM
SERIE

S45

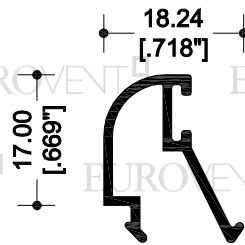
PUERTA



62038
ZOCCO



62029
JUNQUILLO 6mm.



62030
JUNQUILLO 24mm.

EUROVENT[□] EUROVENT[□] EUROVENT[□] EUROVENT[□] EUROVENT[□]

EUROVENT[□] EUROVENT[□] EUROVENT[□] EUROVENT[□] EUROVENT[□]

EUROVENT[□] EUROVENT[□] EUROVENT[□] EUROVENT[□] EUROVENT[□]

EUROVENT[□] EUROVENT[□] EUROVENT[□] EUROVENT[□] EUROVENT[□]

EUROVENT[□] EUROVENT[□] EUROVENT[□] EUROVENT[□] EUROVENT[□]

EUROVENT[□] EUROVENT[□] EUROVENT[□] EUROVENT[□] EUROVENT[□]

EUROVENT[□] EUROVENT[□] EUROVENT[□] EUROVENT[□] EUROVENT[□]

EUROVENT[□] EUROVENT[□] EUROVENT[□] EUROVENT[□] EUROVENT[□]

EUROVENT[□] EUROVENT[□] EUROVENT[□] EUROVENT[□] EUROVENT[□]

EUROVENT[□] EUROVENT[□] EUROVENT[□] EUROVENT[□] EUROVENT[□]

EUROVENT[□] EUROVENT[□] EUROVENT[□] EUROVENT[□] EUROVENT[□]

EUROVENT[□] EUROVENT[□] EUROVENT[□] EUROVENT[□] EUROVENT[□]

EUROVENT[□] EUROVENT[□] EUROVENT[□] EUROVENT[□] EUROVENT[□]

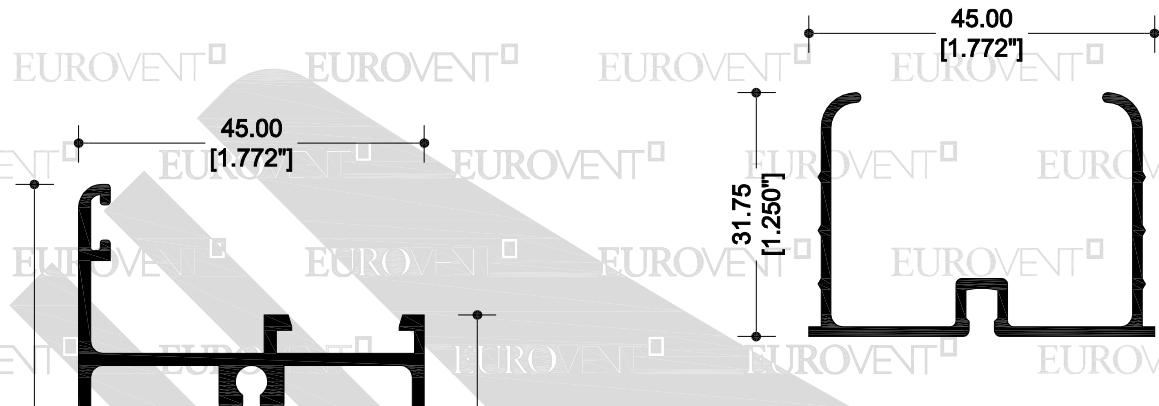
EUROVENT[□] EUROVENT[□] EUROVENT[□] EUROVENT[□] EUROVENT[□]

EUROVENT[□] EUROVENT[□] EUROVENT[□] EUROVENT[□] EUROVENT[□]

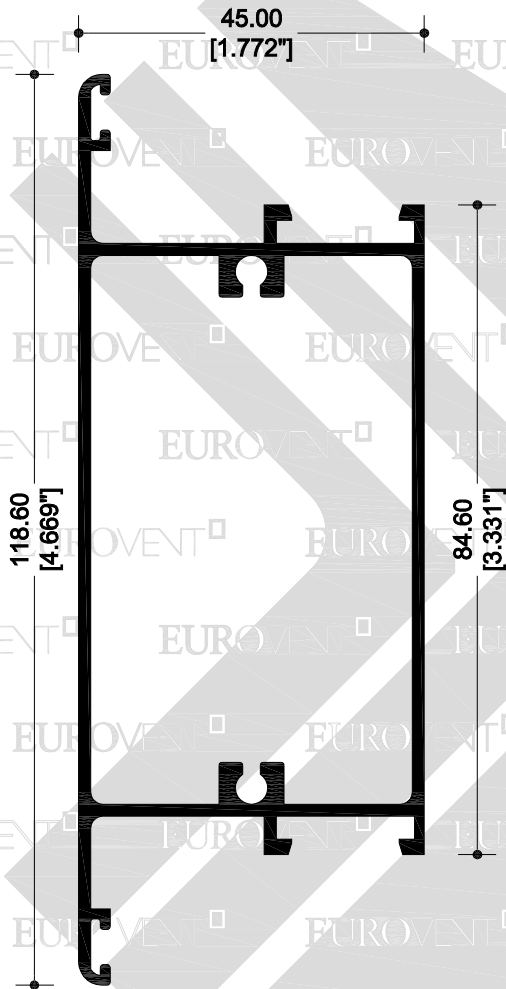
EUROVENT[□] EUROVENT[□] EUROVENT[□] EUROVENT[□] EUROVENT[□]

EUROVENT[□] EUROVENT[□] EUROVENT[□] EUROVENT[□] EUROVENT[□]

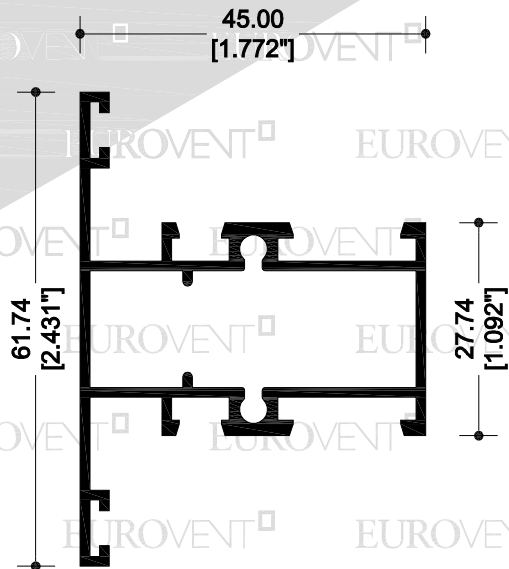
EUROVENT[□] EUROVENT[□] EUROVENT[□] EUROVENT[□] EUROVENT[□]



62040
SELLO DE HERMETICIDAD



62039
INTERMEDIO



62041
INTERMEDIO CUADRÍCULA








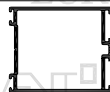




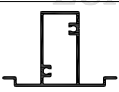
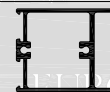



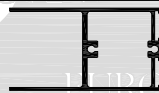








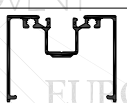



PREMIUM
SERIE

S45

PUERTA

ÍNDICE GENERAL

EUROVENT[®]

CLAVE	FIGURA	SUP. ANOD.	SUP. PUL.	LARGO STD.	PIEZAS x ATADO	PAGINA	CLAVE	FIGURA	SUP. ANOD.	SUP. PUL.	LARGO STD.	PIEZAS x ATADO	PAGINA
5173		9.5	3.85	6.1	20	20 32 36	12506		35.43	9.50	6.1	6	8
11409		18.3	7.30	6.1	12	18 23	12507		15.08	3.48	6.1	20	8 13
11411		14.17	11.36	6.1	8	23	12513		36.48	9.56	6.1	4	8
12263		39.29	19.26	6.1	4	22	12542		24.42	17.52	4.6	6	37
12273		17.42	12.45	6.1	8	32	12543		13.57	2.95	6.1	20	9 36 38 41
12274		22.31	11.71	6.1	4	32	12544		33.95	27.06	4.6	4	39
12275		21.14	21.14	6.1	8	32	12545		23.54	10.47	6.1	4	37
12276		23.71	8.09	6.1	4	32	12547		38.54	16.74	6.1	6	21
12277		21.69	10.39	6.1	4	32	12562		34.34	15.80	6.1	4	37 40
12393		4.56	4.56	6.1	40	32	12563		13.06	5.55	6.1	20	10
12428		10.00	8.19	6.1	28	18 23	12566		24.35	0.0	6.1	10	38 40
12437		37.26	19.00	6.1	4	22	12569		21.94	8.58	6.1	4	37 39
12456		23.33	9.53	6.1	8	23	12576		13.14	2.74	6.1	20	36 38 41
12504		42.00	12.76	6.1	4	8	12581		21.45	4.90	6.1	8	10
12505		23.17	3.43	6.1	8	8	12592		44.08	11.50	6.1	4	9

CLAVE	FIGURA	SUP. ANOD.	SUP. PUL.	LARGO STD.	PIEZAS x ATADO	PAGINA	CLAVE	FIGURA	SUP. ANOD.	SUP. PUL.	LARGO STD.	PIEZAS x ATADO	PAGINA
12593		35.6	8.93	6.1	4	9	12664		36.46	15.39	6.1	6	21
12594		18.35	2.04	6.1	8	9	12694		24.08	5.79	6.1	10	5
12595		20.15	5.17	6.1	12	41	12695		31.38	8.54	6.1	8	8
12596		48.95	30.86	6.1	2	40	12756		30.04	16.25	6.1	8	36 38
12602		33.67	20.32	4.6	3	40	12796		9.28	3.64	6.1	40	7
12603		10.21	2.30	6.1	20	6 36 38 41	13363		23.98	12.63	6.1	10	32
12606		37.33	10.82	6.1	8	5	13398		58.22	22.83	6.1	2	41
12607		16.72	1.91	6.1	16	5	13578		52.05	39.42	6.1	2	25
12608		30.23	8.61	6.1	8	5	13579		43.21	26.79	6.1	4	25
12609		12.91	2.81	6.1	20	5	13580		38.39	26.7	4.6 5.5	4	25
12613		33.62	9.82	6.1	8	6	13581		53.23	22.88	6.1	2	25
12614		28.42	8.14	6.1	8	6	13582		24.32	13.84	4.6	12	26
12617		21.66	16.02	6.1	6	37 39	13583		44.45	31.45	6.1	4	26
12622		14.21	3.63	6.1	16	7	13584		45.95	31.07	6.1	4	26
12653		9.18	6.88	6.1	20	41	13609		14.62	8.75	6.1	18	32

SOLUCION

ÍNDICE GENERAL

EUROVENT[®]

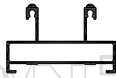

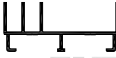

















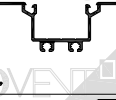
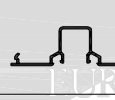




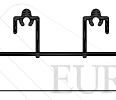



CLAVE	FIGURA	SUP. ANOD.	SUP. PUL.	LARGO STD.	PIEZAS x ATADO	PAGINA	CLAVE	FIGURA	SUP. ANOD.	SUP. PUL.	LARGO STD.	PIEZAS x ATADO	PAGINA
13614		61.6	25.20	6.1	3	15	14113		31.4	7.21	6.1	8	9
13615		32.27	7.14	6.1	6	15	14230		49.79	17.56	6.1	4	29
13616		21.40	6.44	6.1	12	15	14324		9.61	2.73	6.1	30	36 38 41
13617		52.72	12.20	6.1	3	15	14325		15.83	1.81	6.1	16	36 38 41
13634		66.42	45.09	6.1	2	29	14326		39.19	21.23	6.1	4	27
13635		50.75	25.76	6.1	4	29	14327		44.21	17.02	6.1	4	27
13636		12.61	9.38	6.1	24	28	14349		16.54	8.25	6.1	16	42
13638		10.55	3.78	6.1	30	26	14350		20.82	20.82	6.1	8	42
13829		60.01	17.50	6.1	3	16	14351		54.31	13.93	6.1	2	42
13830		55.58	12.65	6.1	4	16	14384		22.60	10.16	6.1	8	17
13831		34.44	9.53	6.1	6	16	14385		50.20	22.81	6.1	4	17
13832		19.8	5.57	6.1	16	16	14386		31.84	23.96	6.1	4	38
13843		19.77	7.28	6.1	16	23	14388		19.39	0.76	6.1	12	6
14082		44.04	18.55	6.1	4	27	14389		46.5	14.56	6.1	2	44
14083		30.61	14.22	5.5	6	27	14395		23.26	6.72	6.1	4	35

CLAVE	FIGURA	SUP. ANOD.	SUP. PUL.	LARGO STD.	PIEZAS x ATADO	PAGINA	CLAVE	FIGURA	SUP. ANOD.	SUP. PUL.	LARGO STD.	PIEZAS x ATADO	PAGINA
14396		28.53	9.35	6.1	4	35	18411		28.96	21.73	6.1	4	21
14397		35.62	14.18	6.1	4	35	18413		15.91	13.08	6.1	12	23
14409		41.94	17.45	6.1	5	28	18419		30.10	24.53	5.0	4	22
14411		14.35	11.06	6.1	8	23	18421		26.53	20.96	6.1	4	21
14412		3.22	0.0	6.1	29	23 56 59							
14427		41.74	27.11	4.6 5.5 6.1	3	28	18677		59.26	13.98	6.1	4	41
14428		25.26	6.08	6.1	8	6	18792		33.95	33.95	4.6	4	28
14698		78.48	25.73	6.1	2	45	18905		31.91	12.58	6.1	6	43
14699		53.10	22.59	6.1	1	43	18906		40.04	12.65	6.1	6	43
14702		21.65	11.23	6.1	20	23	18930		14.14	10.68	6.1	8	18
14738		31.64	23.44	6.1	2	44	18988		11.44	1.64	6.1	18	42
14739		43.12	34.92	6.1	1	45	19171		24.65	19.00	6.1	8	34
14918		20.84	7.82	6.1	12	23	19172		35.38	20.96	6.1	12	34
15042		23.39	15.93	6.1	8	35	19195		31.92	19.90	6.1	16	34
18409		32.53	25.3	5.0	6	22	19271		11.02	1.80	6.1	16	23

SOLUCION

ÍNDICE GENERAL

EUROVENT[®]

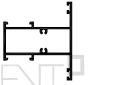


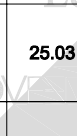







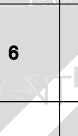







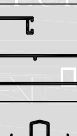

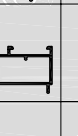





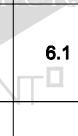


CLAVE	FIGURA	SUP. ANOD.	SUP. PUL.	LARGO STD.	PIEZAS x ATADO	PAGINA	CLAVE	FIGURA	SUP. ANOD.	SUP. PUL.	LARGO STD.	PIEZAS x ATADO	PAGINA
19437		27.90	19.96	6.1	4	18	24113		34.36	8.61	6.1	6	13
19438		31.07	20.18	6.1	6	18	28408		34.95	5.64	6.1	6	21
19442		20.72	16.19	6.1	6	18	32273		28.72	14.03	6.1	8	33
19443		22.50	17.04	6.1	6	18	32274		22.15	12.97	6.1	8	33
19444		27.37	9.97	6.1	8	18	32275		39.42	24.14	6.1	5	33
19948		14.33	11.50	6.1	22	18	32276		23.34	13.41	6.1	8	33
19973		17.59	6.85	6.1	10	18	39953		16.13	10.24	6.1	12	33
22504		44.92	13.96	6.1	4	12	42277		21.02	13.15	6.1	8	33
22513		40.98	9.57	6.1	4	12	32506		38.54	9.57	6.1	6	12
22581		24.22	5.25	6.1	8	14	32563		15.95	6.72	6.1	20	14
22592		47.13	16.02	6.1	4	13	42505		26.07	4.63	6.1	8	12
22593		38.88	9.22	6.1	4	13	42507		16.51	4.42	6.1	8	12
22594		21.08	3.11	6.1	8	13	45050		4.73	0.0	6.1	24	34
22692		32.87	32.87	6.1	8	24	50701		9.27	4.75	6.1	27	18 23 28
22695		34.09	9.98	6.1	8	12	61427		82.32	26.28	6.1	1	46

CLAVE	FIGURA	SUP. ANOD.	SUP. PUL.	LARGO STD.	PIEZAS x ATADO	PAGINA	CLAVE	FIGURA	SUP. ANOD.	SUP. PUL.	LARGO STD.	PIEZAS x ATADO	PAGINA
61428		53.54	34.52	6.1	1	46	62026		35.53	9.58	6.1	4	56 62
61610		12.04	3.41	6.1	12	42	62027		36.11	8.06	6.1	4	62
62000		40.04	30.36	6.1	4	57	62028		32.99	9.6	6.1	4	62
62001		34.68	14.61	6.1	6	57	62029		17.60	4.26	6.1	12	51 62 64 66
62002		18.12	8.48	6.1	12	58	62030		12.33	2.49	6.1	16	51 62 64 66
62004		33.66	14.08	6.1	6	57	62031		37.70	5.87	6.1	12	63 66
62012		19.74	3.30	6.1	12	58	62032		25.80	4.62	6.1	12	56 63
62014		17.49	14.13	6.1	6	58 61	62033		30.03	8.09	6.1	4	50 62 64
62017		56.33	41.94	6.1	2	57	62035		28.13	21.63	6.1	4	66
62019		33.45	20.23	6.1	6	57	62038		44.13	22.32	6.1	4	64 66
62020		31.69	8.34	6.1	4	54	62039		40.57	20.86	6.1	3	67
62021		33.81	10.72	6.1	4	54	62040		24.62	24.62	6.1	4	65 67
62022		20.18	5.65	6.1	12	54	62041		32.57	9.60	6.1	4	50 56 67
62023		14.70	3.77	6.1	20	54	62042		16.42	3.30	6.1	12	50
62024		43.76	23.69	6.1	2	55	62046		28.92	18.61	6.1	4	66

SOLUCION

ÍNDICE GENERAL

EUROVENT[®]

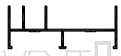

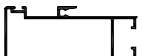

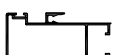

CLAVE	FIGURA	SUP. ANOD.	SUP. PUL.	LARGO STD.	PIEZAS x ATADO	PAGINA	CLAVE	FIGURA	SUP. ANOD.	SUP. PUL.	LARGO STD.	PIEZAS x ATADO	PAGINA
62047		33.47	10.72	6.1	4	53	62078		11.19	6.20	6.1	24	20
62052		49.11	37.2	6.1	2	59	62079		26.05	6.94	6.1	8	11
62054		68.26	51.07	6.1	1	59	62080		33.14	8.21	6.1	8	11
62055		49.80	19.52	6.1	3	60	62085		35.41	14.75	6.1	4	64
62056		46.18	17.81	6.1	3	60	62087		29.70	12.00	6.1	6	20
62057		45.39	13.57	6.1	3	60	62088		11.86	1.89	6.1	24	11
62058		23.10	10.94	6.1	10	60	62091		26.14	13.62	6.1	4	61
62060		15.93	1.59	6.1	16	61	62092		30.45	7.28	6.1	4	54
62066		31.18	12.42	6.1	8	19	62093		34.34	8.29	6.1	4	54
62067		25.03	13.78	6.1	6	19	62094		44.39	10.80	6.1	2	54
62068		9.74	5.38	6.1	32	19	62103		21.64	10.88	6.1	12	51
62069		35.82	18.50	6.1	6	19	62135		17.09	4.01	6.1	12	7
62070		15.92	7.40	6.1	16	20	62140		44.51	10.07	6.1	4	17
62071		26.85	13.72	6.1	8	20	62145		21.33	5.06	6.1	12	47
62072		14.03	3.23	6.1	20	11	62150		23.60	5.41	6.1	12	10

CLAVE	FIGURA	SUP. ANOD.	SUP. PUL.	LARGO STD.	PIEZAS x ATADO	PAGINA	CLAVE	FIGURA	SUP. ANOD.	SUP. PUL.	LARGO STD.	PIEZAS x ATADO	PAGINA
62160		23.67	6.46	6.1	12	11	64646		50.22	30.37	6.1	2	31
62168		17.91	7.01	6.1	10	20 32 51	65191		56.10	18.29	6.1	2	47
62170		28.90	6.66	6.1	8	14	65192		42.31	18.29	6.1	2	47
62374		55.82	36.74	6.1	4	24	65194		39.32	NA	6.1	2	47
62472		41.1	31.86	6.1	1	43	65389		50.06	14.52	6.1	2	44
63207		40.14	21.20	6.1	6	58	67164		44.06	23.32	6.1	2	48
64206		28.28	14.4	6.1	6	61	67428		32.60	16.52	6.1	2	48
64207		22.13	10.00	6.1	8	58	67429		58.75	27.00	6.1	2	49
64614		41.74	21.72	6.1	2	58	67430		71.53	30.86	6.1	2	49
64640		31.49	23.66	6.1	6	30	67712		18.47	15.94	6.1	1	55
64641		39.90	18.75	6.1	4	30	67734		38.74	29.01	6.1	1	55
64642		39.04	31.99	6.1	4	30	67735		46.87	24.20	6.1	1	55
64643		13.50	4.86	6.1	16	30	67739		69.11	50.76	6.1	2	40
64644		41.08	13.72	6.1	4	31	72373		50.53	26.83	6.1	2	24
64645		29.52	7.24	6.1	5	31	78407		40.04	19.52	6.1	4	21

SOLUCION

ÍNDICE GENERAL

EUROVENT[®]

CLAVE	FIGURA	SUP. ANOD.	SUP. PUL.	LARGO STD.	PIEZAS x ATADO	PAGINA	CLAVE	FIGURA	SUP. ANOD.	SUP. PUL.	LARGO STD.	PIEZAS x ATADO	PAGINA
78408		34.29	5.70	6.1	6	21	78420		31.86	21.38	6.1	4	22
78410		34.29	21.38	6.1	4	22	78422		28.29	17.81	6.1	4	0
78412		30.71	17.81	6.1	4	21	81642		4.30	2.20	6.1	130	32

Este manual está protegido bajo varias patentes y diseños en trámite.
Prohibida su reproducción total o parcial.



CUPRUM



LADA sin costo
01800 7112957

VENTANAS

EUROVENT



SALA DE EXHIBICIÓN CIUDAD DE MÉXICO

Altavista #79 entre Av Revolución y Camino a Desierto de los Leones,
Col. San Angel Inn, Delegación Álvaro Obregón, Cd. México, D.F.
Tel: (55)56163324, (55)55503690, (55)56166674, (55)56167308


PLANTA Y VENTAS EN MONTERREY

Av. Diego Días de Berlanga # 132 Nte.
Col. El Nogalar, San Nicolás de los Garza, N.L.
C.P. 66480
Tels.: (81) 8389 8200
Fax: (81) 8389 8260

PLANTA Y VENTAS EN MÉXICO

Av. La Presa # 290, Col. San Juan Ixhuatepec
Tlalnepantla, Edo. de México, C.P. 54180
Tels.: (55) 5746 7900 / (55) 5746 7800
Fax: (55) 5746 7975

www.ventanaseurovent.com



SALA DE EXHIBICIÓN MONTERREY

Plaza Tanarah/ Av Vasconcelos 345 Ote., Segundo piso Local 17 y 18
San Pedro Garza García, Nuevo León.
Tel: (81)8356-6529, 8356-6611, 8356-6263



SALA DE EXHIBICIÓN GUADALAJARA

Plaza Picacho/ Av. Lázaro Cárdenas # 3770 Segundo piso Entre San Ignacio y Santo Santiago, Col. Jardines de San Ignacio, Zapopan, Jalisco.
Tel: (33) 3647-4356, 3122-2823